

PÖTTINGER TOP / TOP C

Double rakes for side and centre swath



All information available online



97+027.02.0813

PÖTTINGER





Double rakes for every application

PÖTTINGER now offer a wide range of new double rakes for side or centre swaths. When developing these machines, the requirements of best practice for rake quality, perfect ground adaptation, and low crop contamination were all taken into consideration. Our aim is to produce agricultural equipment which meets the growing demands of agriculture. We accept this challenge on a daily basis to support you as a modern day farmer with both efficient and durable machines.

Contents

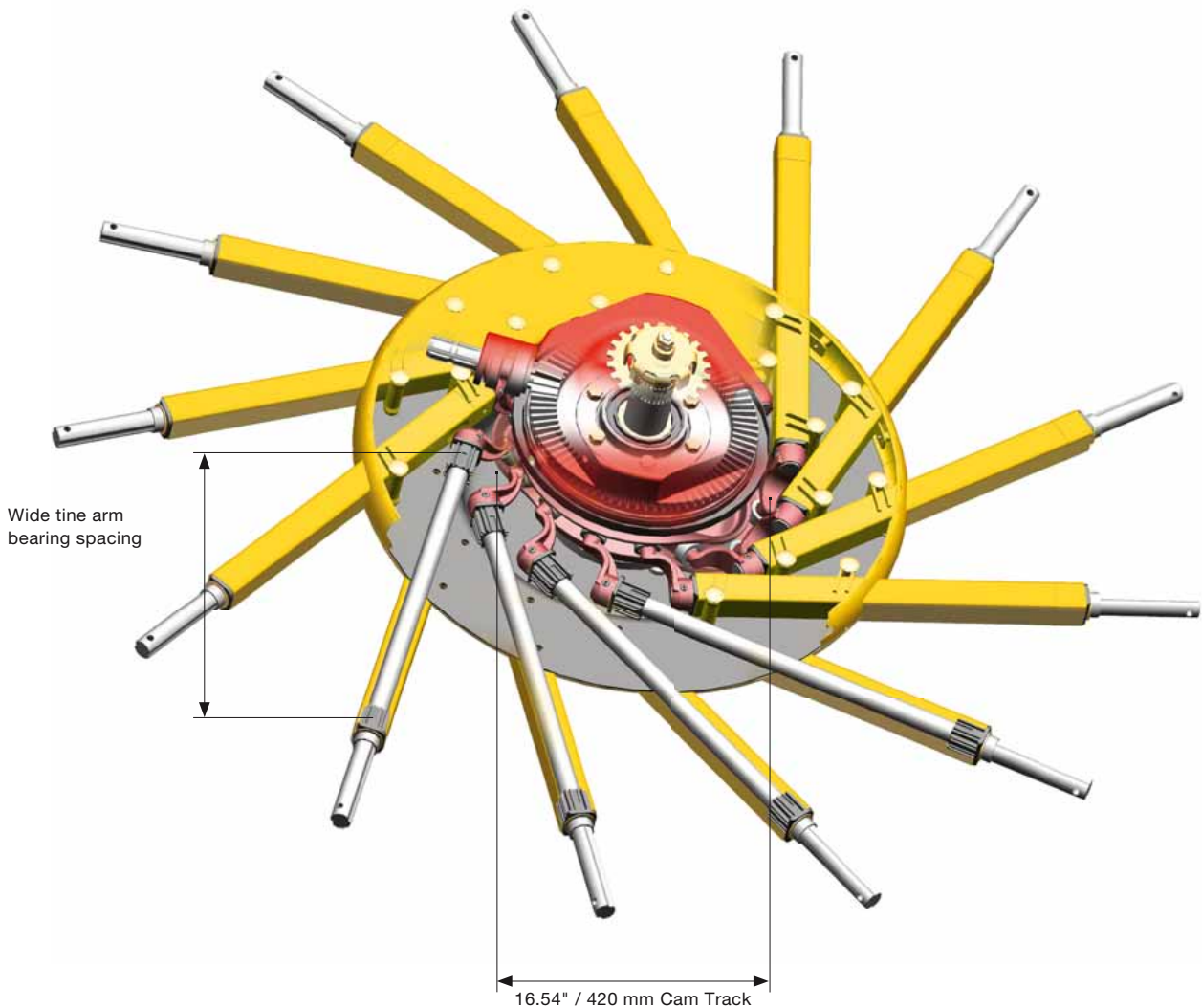
	Page
TopTech plus rotors	4
TOP 612 C / 702 C / 762 C	8
TOP 722 / 812	14
Technical data / Equipment	18



”TopTech“ plus rotors rake perfectly

The rotor is at the heart of the rake. With a TopTech plus rake, precision parts are connected with sturdy materials for a long service life. This is a quality characteristic of TOP rakes. The swath discharge is to the right. On the tractor, controls are also located on the right and are therefore ergonomically in view of the driver.

“TopTech plus” rotors



This technology is the same for all TOP rakes:

- The rotor transmission is encapsulated and runs in a sealed grease bath.
- The control path is made from high quality globular cast iron, and has a large diameter for smooth and accurate cam roller guidance. The control path can be adjusted for a precise swath with each feed.
- The cam track with a 16.54" / 420 mm diameter operates without steep inclines for a soft and gentle deflection of the control lever. TOP 612 C / 702 C with 13.78" / 350 mm diameter.
- The steel cam rollers are fitted with sealed bearings for a long service life.
- The cam track and control mechanism is encapsulated dust-tight and without a lubricant. The big advantage: TopTech plus has no leakage problems and does not require you to monitor or change the oil.
- Stable control shafts ensure operational safety. A wide distance between the bearings on the tine arms provides high stability.
- The robust tine arm profile is stable to prevent both twisting and bending.
- 11/12/13 tine arms per rotor, depending on its working width, for clean raking.



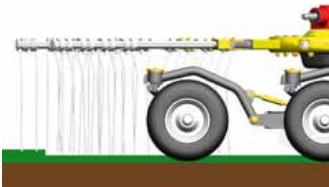
Harvest a quality feed

Clean forage is the top priority for harvesting and ensures a high dairy yields and fattening performance of the animals. The swath has a crucial impact at the end of the harvest chain as the crop remains clean. The tines may not touch the ground, but the feed must be protected as it comes out of the turf. A rapid adjustment of the working height is therefore required.



TOP tines work to the nearest millimetre

- Strong tines without a sharp bend point straight down to the ground from the tine arm. Thanks to the feed resistance they are easily pushed back, but do not lift off – exactly how the rotors should work.
- These tines must not be set so deep to maintain a clean working pattern. This causes the control path and control roller protection.
- The sward and the forage are protected.
- The long tines are drawn gently from the swath for a optimum swath shape.
- The exterior tine pairs are somewhat reduced, as they do not take the full amount of crop meaning that the load is lower. The inner three pairs of tine are used for fine work.



The simple height adjustment makes it easy for you to work

The working height is set in an upright position by using a hand crank. This is both smooth and maintenance free. A scale on the rotor makes adjustments easier for you.

The tine mounting plates with moulded pad discs provide a firm connection. A tine loss prevention device prevents any tines in the swath.



Service friendly rotor technology

Just undo two bolts to slide the control shaft plus cam roller out of the rotor casing. Should it be necessary, then the entire tine arm carrier can be replaced both easily and quickly. You will have no problem with effluent lubricants.



TOP 612 C / 702 C / 762 C trailed centre swath

This double rake follows the curves of a linkage which are precisely guided to the tractor. This makes the machine extremely manoeuvrable. Therefore, you can manoeuvre this large centre swath very well in tight spaces.

Compact mounting



Hose holders

PTO shaft holder

The attachment is made by using a pipe strap, which allows for a 73 degree steering angle. A practical storage drive shaft and the tube holders are standard for a tidy parking position. The unilateral wide-angled PTO shaft comes with a free wheel unit. The maintenance interval is 50 hours.



Steering angle indicator on the pipe bracket

Maximum manoeuvrability for you

The solid frame construction and large dimension rotors are designed for the toughest of applications. The TOP centre swath is extremely manoeuvrable due to its steered chassis. The steering angle display is clearly visible from the tractor seat. A stable track rod tube leads from the clip hanger over the slackless rod ends to the axel limbs.

With the TOP 612 C, a rigid chassis comes as standard, while self-steering is an optional extra.

260/70-15.3 tyres on chassis, 340/55-16 upon request. An optional tyre with AS-profile allows the rake to be used specifically on sloping terrains.

Road lights and fenders come as standard.

Compact during transport

The transport height with tine arms for all models is under 13.12' / 4.0 m.

This means you can move from one field to the next without leaving the tractor. When the tine arms have been removed, the storage height is between 9.25' / 2.92 m and 11.48' / 3.50 m.

An optimised folding geometry allows for plenty of clearance with the headland. The transport width of the rotors when folded is just 8.37' / 2.55 m.

With the TOP 702 C and the TOP 762 C with hydraulic swath as an option, the rotors can be lowered fully during transport.





TOP C – a centre swath for every application

One advantage of the centre swath is its uniform and airy swath discharge. Our centre swath with three sizes guarantees a perfectly matched swath for the subsequent machinery used in the harvest chain. A sufficient lifting height ensures that you are also able to drive large swaths.



Individual lifting device
as an optional extra

TOP C are easy to use

- One single-acting lift is sufficient to provide an effective connection to the tractor. A sufficient lifting height ensures that you are also able to drive large swaths. The optional swath automatically swings upwards.
- A dual effective connection is required for optional hydraulic working width adjustments.
- As an option, there is a flow divider which can be used to uniformly lift the rotors. This is one specific advantage when on slopes.
- For the remaining areas or edge swaths, an individual lift with electrical pre-selection is offered as an optional extra.



Working width adjustment – hydraulic



Working width adjustment – long
spindle



Working width adjustment – display

Working width as per your request

In order to fine-tune the swath to your needs, we can offer three ways to adjust the working width.

- A mechanical adjustment with a long spindle for the operation, where the working width is only changed occasionally. The optional swath guard ensures a perfect swath shape.
- A mechanical adjustment via a short spindle for tight swath deposits without a swath guard. In this case, the entire crop, such as alfalfa, can be fully combed through.
- The hydraulic adjustment of the working width is the convenient solution for frequent swath adaptations with subsequent machinery. The swath width display simplifies this for you significantly.
- With the TOP 612 C, the swath width has a fixed setting.



Stabilising spring

TOP Cs help protect the soil

Stabilising springs on the rotors ensure that they are lifted and lowered at the headland without scraping the ground.



Guaranteed good steering action

Alongside the correct harvesting technique, the skill of the driver is also a crucial factor when it comes to the quality of food. The TOP rake guarantees top quality work and productivity. The perfect ground hugging guarantees clean raking – even with short or heavy wet fodder.



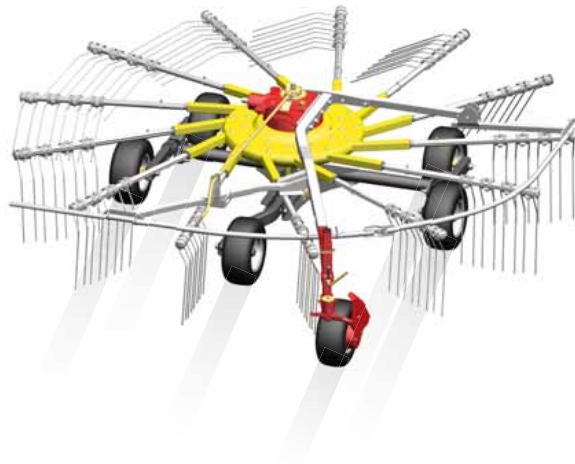
Three wheeled chassis



Three wheeled chassis with multitast wheel



Tandem 5-wheel chassis



Tandem 5-wheel chassis with multitast wheel

The master of ground adaptation

Four rotor options for every operation

For clean and gentle swaths, PÖTTINGER offer four options to match your requirements.

- The three wheeled chassis does an excellent job on completely flat surfaces. The result is further refined with the exterior positioned multitast wheel.
- With the tandem 5-wheel chassis, you are well prepared for uneven surfaces. The 5-wheel tandem chassis with additional multitast wheel allows you to adapt to the ground to perfection.

The original:

The Multitast wheel for rakes, which PÖTTINGER has been offering for the past three decades, allows you to reach the ultimate goal: Clean food for healthy and able-bodied animals. At the same time, the precious turf is protected. The rotor which is laterally offset from the running wheel ensures perfect ground adaptation without the tines touching the ground. The service life of the control rollers and tines is extended as a result of this.



With TOP tandem axles, you can only win

Even on uneven and rough terrain, we can guarantee perfect raking as well as clean fodder. The tandem axle provides a very wide wheel distance, which significantly increases the rake's performance on slopes.

The wheels are located close to the tines to enable higher travelling speeds.

The cross slope can be adjusted both quickly and easily. This allows clean work over the entire radius in difficult terrain and guarantees this for all types of feed.

TOP tandem axles are retrofitted

After removing the standard wheels, you only need to mount the tandem swings and use the four wheels. The adjustment of the cross slope places a tappet on the wheels.





TOP 722 / 812 Side rake

The TOP follows the curves of a linkage which are precisely guided to the tractor. This makes the side rakes extremely manoeuvrable. Therefore, you can manoeuvre this machinery very well in tight spaces.

Easy attachment



Steering angle indicator on the rocker attachment

The practical drawbar

- This allows for a very tight turning radius.
- The steering angle display is clearly visible from the tractor seat.
- A practical storage drive shaft and the tube holders come as standard.
- The wide-angled PTO shaft comes with a free wheel unit on both sides.
- The maintenance interval is 50 hours.



A practical storage drive shaft and the tube holders come as standard.

Maximum manoeuvrability for you

- The solid frame construction and large dimension rotors are designed for the toughest of applications.
- These large machines are extremely manoeuvrable due to their steered chassis.
- A stable track rod tube leads from the rocker attachment over the maintenance free rod ends to the axel limbs.
- Chassis is fitted with large 340/55-16 tyres.
- Road lights and fenders come as standard.

Narrow during transport

- The TOP 722 rotors are brought into the transport position by using the bell crank. With the TOP 812, this is done by using hydraulic cylinders.
- The transport height is less than 13.12' / 4.0 m without losing the tine arms. This means you can move from one field to the next without leaving the tractor. When the tine arms have been removed, the maximum storage height is 11.81' / 3.60 m.
- The chassis comes equipped with a 340/55-16 tyre.





Ground hugging with perfection

The PÖTTINGER side rakes also guarantee the highest quality of work and productivity. The perfect ground adaptation guarantees clean raking – even with short or heavy wet fodder.



5-wheel chassis come as standard

The 5-wheel chassis is fitted as standard inside the sweep of the tines and – together with the floating rotor suspension – guarantees precision guidance of the tines over all types of undulation. The tandem axles are equipped with large 16x6.5-8 tyres, pivoted at the front and fixed at the rear.

Because of the adjustment potential of the tandem axles, the gyro rotor cross slope can be adapted quickly for all types of usage. Additional "Multitast" jockey wheels are available for operations on extremely uneven ground. There, the leading Multitast wheels, tried and tested a thousand times, ensure that the tines do not scratch the ground.

How to protect the soil

- Stabilising springs on the rotors ensure that they are lifted and lowered at the headland without scraping the ground.
- As an option, additional relief springs provide ground level protection for particularly difficult terrains.

Dual swath function for TOP 722

- Instead of the lever, the rotors can be extended and retracted with the Top 722 via its dual action hydraulic cylinder.
- The swath width is 22.31' / 6.80 m with one swath and 23.62' / 7.20 m with two swaths.



Sequence control

Easy operation

With the TOP 722, only a dual action valve with floating position is required, and with the TOP 812 two dual action control devices are required. Optimised folding geometry provides 17.72" / 450 mm of ground clearance at headlands. As a result, damage to swaths is safely avoided.

Double-cylinder systems are used to lift the rotors so no stop position is required in the field. Lifting and lowering is controlled by sequential valves. The stepping control system is adjustable.


Technical data

Centre rake	Working widths mechanical ft / m	Working widths hydraulic ft / m	Arms per rotor	Tine pairs per rotor	Rotor tyres
TOP 612 C	19.4 / 5.9	–	11	4	16 x 6.5-8
TOP 702 C	21/22.3 / 6.4/6.8	21.1/23 / 6.45/7.0	11	4	16 x 6.5-8
TOP 762 C	22.6/24.3 / 6.9/7.4	22.6/24.9 / 6.9/7.6	13	4	16 x 6.5-8
Side rake	Working width ft / m	Working widths hydraulic ft / m	Arms per rotor	Tine pairs per rotor	Rotor tyres
TOP 722	22.3 / 6.8	22.3/23.6 / 6.8/7.2	13	4	16 x 6.5-8
TOP 812	7.6	–	13	4	16 x 6.5-8

Standard & Optional Equipment

	Hydraulic working width adjustment	Tandem axles	Multitast wheels 16 x 6.50-8	Swath curtain
TOP 612 C	–	<input type="checkbox"/>	<input type="checkbox"/>	<input type="checkbox"/>
TOP 702 C	<input type="checkbox"/>	<input type="checkbox"/>	<input type="checkbox"/>	<input type="checkbox"/>
TOP 762 C	<input type="checkbox"/>	<input type="checkbox"/>	<input type="checkbox"/>	<input type="checkbox"/>
TOP 722	<input type="checkbox"/>	<input checked="" type="checkbox"/>	<input type="checkbox"/>	<input checked="" type="checkbox"/>
TOP 812	–	<input checked="" type="checkbox"/>	<input type="checkbox"/>	<input checked="" type="checkbox"/>

■ = Standard, □ = Optional




TOPC Additional equipment

- TOP 612 C steered chassis
- 8.4' / 2.55 m chassis for TOP 702 C / TOP 762 C
- Mechanical working width adjustment – short spindle
- Flow splitter for lift
- 16 x 6.50-8 spare tyres
- Tine cover

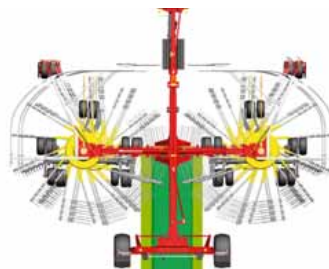
Swath formation

TOP 612 C



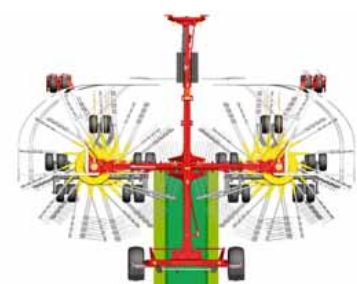
Swath widths
3.28 ft / 1.0 m

TOP 702 C



Swath widths
minimal – standard – maximal
3.61 – 3.94 – 5.91 ft
1.1 – 1.2 – 1.8 m

TOP 762 C



Swath widths
minimal – standard – maximal
3.61 – 3.94 – 6.56 ft
1.1 m – 1.2 m – 2.0 m

Tyres Transport chassis	Transport width ft / m	Transport length ft / m	Transport height ft / m	Weight lbs / kg
260/70-15.3	8.4 / 2.55	17.4 / 5.3	9.6/11.5 / 2.92/3.52	3,130 / 1,420
260/70-15.3	8.4/9.5 / 2.55/2.9	19.1 / 5.83	10.7/12.5 / 3.3/3.8	3,970 / 1,800
260/70-15.3	8.4/9.5 / 2.55/2.9	19.1 / 5.83	11.5/13.1 / 3.5/4.0	4,410 / 2,000
Tyres Transport chassis	Transport width ft / m	Transport length ft / m	Transport height ft / m	Weight
340/55-16	8.4/9.5 / 2.55/2.9	29.2 / 8.9	11.8/13.1 / 3.6/3.99	5,290 / 2,400
340/55-16	9.2 / 2.8	31.3 / 9.55	11.8/13.1 / 3.6/3.99	5,842 / 2,650

All data not binding

340/55-16 tyres Flotation +	15/55-17 AS profile tyres	Individual lift capability of rotors	Warning signs lighting system
<input type="checkbox"/>	<input type="checkbox"/>	<input type="checkbox"/>	<input checked="" type="checkbox"/>
<input type="checkbox"/>	<input type="checkbox"/>	<input type="checkbox"/>	<input checked="" type="checkbox"/>
<input type="checkbox"/>	<input type="checkbox"/>	<input type="checkbox"/>	<input checked="" type="checkbox"/>
<input checked="" type="checkbox"/>	-	<input type="checkbox"/>	<input checked="" type="checkbox"/>
<input checked="" type="checkbox"/>	-	<input type="checkbox"/>	<input checked="" type="checkbox"/>

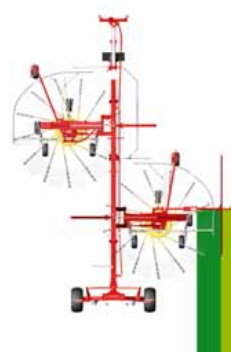
All data not binding, may vary from country to country.



TOP Additional equipment

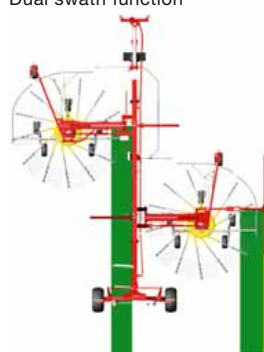
- 8.4' / 2.55 m chassis for TOP 722
- Counter springs
- 16 x 6.50-8 spare tyres
- Tine cover

TOP 772



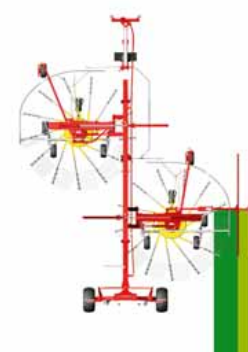
Swath width
3.28 – 5.91 ft
1.0 – 1.8 m

TOP 772
Dual swath function



Swath widths
3.28 ft / 1.0 m
3.28 – 5.91 ft / 1.0 – 1.8 m

TOP 812



Swath width
3.28 – 5.91 ft
1.0 – 1.8 m



We are where you are.

We offer our customers the best developed network of sales and service partners worldwide. Being local means that we can quickly supply our customers with spare parts and that our skilled personnel can optimally deliver and install the machinery.

Our services include:

- Original Inside Parts 24-hour ordering service online.
- Long-term stock keeping of spare parts.
- Expertise through regular training – for professional personnel.
- and much more ...

Find out more from your PÖTTINGER dealership, or visit www.poettinger.at!

**Alois PÖTTINGER
Maschinenfabrik GmbH**
Industriegelände 1
4710 Grieskirchen
Austria
Phone +43 7248 600-0
Fax +43 7248 600-2511
info@poettinger.at
www.poettinger.at

Alois PÖTTINGER UK Ltd.
15 St Marks Road, Corby
Northamptonshire, NN18 8AN
United Kingdom
Phone +44 844 561 0644
info.uk@pottingeruk.co.uk
www.pottingeruk.co.uk

POETTINGER Canada Inc.
650, Route 112
St-Cesaire, PQ J0L 1T0
Canada
Phone +1 450 469 5594
Fax +1 866 417 1683
sales.canada@poettinger.ca
www.poettinger.ca

POETTINGER US, Inc.
393 Pilot Drive
Valparaiso, IN 46383
USA
Phone +1 219 510-5534
Fax + 1 219 707-5412
sales.us@poettinger.us
www.poettinger.us

POETTINGER Australia PTY LTD
15 Fordson Road
Campbellfield, VIC 3061
Australia
Phone +61 3 9359 2969
sales.au@poettinger.com.au
www.poettinger.com.au

POETTINGER Ireland Ltd.
Industrial Estate
Cashel Rd., Clonmel, Co. Tipperary
Ireland
Phone +353 52 6125766
info.ie@poettinger.at
www.poettinger.ie

**Importer for New Zealand:
Origin Agroup**
PO Box 673, 57 Hautapu Road
Cambridge
New Zealand
Phone +64 7 823 7582
info@originagroup.co.nz
www.originagroup.co.nz

**Importer for South Africa:
VALTRAC**
Cnr. Water & Buiten Street
9585 Parys
South Africa
Phone +27 56 817 7338 7308
wynn@valtrac.co.za
www.valtrac.co.za


PÖTTINGER