

# PÖTTINGER VITASEM

Mechanical Seed Drills



Find out more online!



97+232.02.0311

  
**PÖTTINGER**



# VITASEM / classic / VITASEM A /

Mechanical trailed and mounted seed drills and  
mounted seed drills with DUALDISC coulters

VITASEM mechanical seed drills are a prime example of innovative cultivation technology. Exact seed metering, delivery, uniform placement and comfortable operation put this machine in the lead. Sow with more precision – harvest with more success. Precision, speed and efficiency take on a whole new meaning with Pöttinger seed drill technology. Pöttinger seed drills unite the requirements of precise seed drilling in a single machine in order to achieve more.



# ADD

	Page
VITASEM Overview	4 – 5
VITASEM trailed seed drills	6 – 7
VITASEM A mounted seed drills	8 – 11
Seed hopper	12 – 14
Metering system	15 – 17
Seed coulters	18 – 19
DUALDISC coulters	20 – 21
Coulter pressure adjustment / Markers	22 – 23
Harrow tines	24 – 25
Adjustment	26 – 27
Control system	28 – 29
Technical data / Equipment options	30 – 31



## Mechanical trailed seed drills

### VITASEM

The VITASEM seed drills can be used on their own or in a combination. The heavy duty frame can support considerable loads.

VITASEM	252	302	402
Working width	8.20' / 2.50 m	9.84' / 3.0 m	13.12' / 4.0 m
Seed coulters	21	25 / 21	33 / 27
Seed hopper	106 gal / 480 l	600 l (1000 l)	850 l (1400 l)

All information is provided without obligation

### VITASEM classic

With smaller seed hopper and semi-automatic track markers - the lighter version for smaller tractors.

VITASEM	252 classic	302 classic
Working width	8.20' / 2.50 m	9.84' / 3.0 m
Seed coulters	21	25
Seed hopper	79 gal / 360 l	99 gal / 450 l

All information is provided without obligation



## Mechanical mounted seed drills

### VITASEM A

Harrow-mounted seed drills can be mounted and removed quickly and easily. In the field the weight of the seed drill acts directly on the rear roller. The seed hopper is located close to the headstock, placing the centre of gravity right forward so that more load is transferred to the front wheels of the tractor.

VITASEM	252 A	302 A	402 A
Working width	8.20' / 2.50 m	9.84' / 3.0 m	13.12' / 4.0 m
Seed coulters	21	24 / 20	32 / 26
Seed hopper	106 gal / 480 l	132 gal / 600 l	187 gal / 850 l

All information is provided without obligation

### VITASEM ADD seed drills with DUALDISC coulters

The large DUALDISC coulters cut right through surface trash to form tidy uniform rows. Harvest residues are not pressed into the ground.

VITASEM	302 ADD	402 ADD
Working width	9.84' / 3.0 m	13.12' / 4.0 m
Seed coulters	25	33
Seed hopper	132 gal / 600 l	187 gal / 850 l

All information is provided without obligation

# VITASEM



## VITASEM – trailed seed drills

These linkage-mounted seed drills can be used in combination with a power harrow, or on their own. The heavy duty framework can take considerable loads.

- Three-point mounting (Cat. II) with heavy duty attachment lugs and two top linkage positions makes it easy to hitch up the drill quickly.
- The Headstock is coupled directly to the seed hopper for excellent robustness.
- The seed hopper on VITASEM classic models is 2.36" / 60 mm lower.






The large wheels are used to drive the seed drill shaft and spread the pressure the machine exerts on the ground more evenly. Wheel scrapers are supplied as standard.

**Equipment options available:**

- Proven spring-loaded track eradicators.
- Compensator for lower linkages when using seed drill alone.
- Track eradicator for seed drill wheels: angle and depth of tine can be adjusted. For road transport, the eradicators can be folded inwards for an overall transport width of 9.84' / 3.0 m (13.12' / 4.0 m).



Wheel track eradicator



Tractor track eradicators

# VITASEM A



## Mounted seed drills

Harrow-mounted seed drills can be mounted and removed quickly and easily. In the field the weight of the seed drill acts directly on the rear roller. The power harrow or compact harrow are free to move and do not have to take any of the machine's weight.

- Mounted on a harrow, the weight of the seed drill is placed close to the back end of the tractor. The remaining weight is applied to the rear roller for even better packing effect on the seedbed. The distance between the coulter rail and the rear roller is minimised to form a compact unit.
- The piggy-back drill is mounted on the packer roller and guided by the top link forming a parallelogram so the packer roller and seed drill form a single unit.
- A hydraulic cylinder can be fitted as an option to pivot the seed drill over the harrow. The centre of gravity of the seed drill is brought closer to the tractor and the seed coulters are lifted well clear of the ground so the harrow can be used on its own (to level plough furrows, for example).



*Remove fixing pins on rear roller for Parallelogram guidance*



*Reverse under seed drill and lift rotary harrow*



*Attach retention bars to secure seed drill*




Compact unit with centre  
of gravity close to tractor



# VITASEM A



## Harrow-mounted machines with parallelogram guidance



*Shallow working*

*Cultivating*

*Packing*

*Sowing, Closing*

*Levelling*

# VITASEM ADD



The piggy-back drill is mounted on the packer roller and guided by the top link forming a parallelogram so the packer roller and seed drill form a single unit.



*Deep working*

# VITASEM



## Seed hopper and loading platform

Development work concentrated on being able to handle variable working conditions. New operator-friendly features have proven the excellence of the VITASEM seed drill in every situation in the field.

- The walls of the VITASEM seed hopper are so steep that the seed reaches the seed wheels without the aid of an agitator.
- Rigid lightweight lid is fitted with rubber seal and gas-filled strut; two angles of opening are possible with the limit stop (85° or 103° for Big-Bags).
- The headstock is integrated into the seed hopper – fixed directly to the centre wall and bulkhead plate for greatest possible stability. A partition plate inside the hopper prevents the seed from moving to one side when working across slopes.
- A hopper level indicator is fitted as standard.






#### **Agitator or pendulum-type agitator (option)**

- For seed that does not flow easily – bridging (e.g.: grass seed). Can be switched on and off manually in a single move.

#### **Empties completely – no cleaning required**

- Wide, funnel-shaped outlets above each metering wheel ensure precision feed right down to the last grain, ensuring minimum residues and reducing minimum filling quantities. No insert plate is needed for sowing oil seed rape.
- A sufficient opening angle in the bottom flap ensures that the metering area is completely emptied.



# VITASEM



## Wide loading platform on option

- The side steps are mounted on the left with a folding step and handrail on seed hopper. A right-hand step is available on the VITASEM A.
- The secure handrail is mounted directly to the seed hopper and not on the cover for enhanced safety.
- Easy to fill thanks to plenty of space for seed bags, an additional handrail and large hopper opening also assist filling.



## The new generation Grain-by-grain precision

### Unique mechanical metering system

- The multi-seed system operates precisely with every type of seed – perfect metering from 0.62 to 357 lbs per acre / 0.7 to 400 kg per hectare.
- Two individual metering wheels within one drill housing enable different seeds to be metered.
- The benefit of this innovative solution lies in a clear improvement of the drilling precision when sowing low seed rates, and additionally in the easier conversion from normal to small seed drilling.
- The key targets of any drilling system, i.e. reduced seed rates and optimised plant populations, are considerably improved.

# VITASEM



*Normal Seed Sowing*



*Small Seed Sowing*



*Reverse Metering Sowing*

Grain in the morning – oil seed rape  
in the afternoon – poppy seed in the  
evening ...


## 3 in 1 sowing system

A unique seed metering system is the trademark of VITASEM seed drills.

The metering wheels are suitable for all kinds of standard seed types. The seed is drawn straight from the funnel above the seed wheels. This system ensures uniform seed flow, even when working on slopes.

- Two completely independent metering units are combined in the one seed housing. The metering wheels are located on the same metering shaft. This means that the small seed and normal sowing wheels no longer need to be individually locked.
- The integrated dividing panel in the bottom flap prevents mixing of seed types. A raised partition prevents grain overflow when changing from fine to normal metering, guaranteeing precision seed flow. The spring loaded individual seed flaps can be centrally adjusted and can easily move to allow foreign objects to pass through.
- Large dimensioned inlet funnel for transition to seed delivery tube (especially for spelt). A new large bellow fitting provides the seed delivery tube with maximum flexibility.

# 3 in 1



## Normal Sowing

### Normal metering, Small seed

- Each separate inlet slide for small seed and normal drilling can be converted from small seed to normal drilling by sliding in or pulling out the individual metering slides. Converting the metering is quick and easy, guaranteed.
- The optimised shape of the metering wheel pegs protects the seed during operation.
- Even oil seed rape can be sown with precision to ensure a defined low number of seeds are placed per square metre.

## Overhead Sowing

### Reverse metering

- Unique sowing technique on mechanical drills.
- For sowing small seeds the direction of rotation of the sowing shaft is reversed (easy adjustment on side drive).
- Small hollows on the rear of the metering wheel pegs take only one seed and drop it overhead into the seed funnel. Principle: sowing individual seed, e.g. for poppy seed and clover, etc.

# VITASEM



## New, advanced coulters system – best seed placement guaranteed

Yield at harvest is influenced by precision seed placement. Regardless of whether you are operating on light soil, heavy soil, dry soil or damp soil – the best possible placement of the seed is the key to a successful harvest.

### Consistent row spacing

- The coulters arm is clamped to coulters rail using large robust clamps. The wide coulters arm mountings are fitted with replaceable bushes. Freedom of movement to avoid foreign objects up to 7.09" / 180 mm upwards.
- The coulters are offset by 11.81" / 300 mm to provide wide clearance for smooth, blockage-free operation. Without press wheels, placement depth is controlled by coulters pressure.

### The Pöttinger disc coulters system for best crop growth

- Concave disc coulters are the best for mulch drilling in high levels of organic matter. The Pöttinger disc coulters run diagonally to open the slot. The cast iron Suffolk-style coulters clear straw and harvest trash away from the seed placement area to provide a clean seed slot. This helps ensure uniform germination.



Different shapes of coulters with an inter gang distance of 11.81" / 300 mm provide sufficient clearance even when operating in harvest trash.

## Optimised coulters geometry



### New disc coulters

- Concave single-disc coulters, diameter 12.60" / 320 mm, with twin-race tapered bearings and special seal.
- The rotating scrapers are adjustable and located to the rear of the discs so as not to restrict clearance to the side. Easily handles large clods of soil.
- Coulters with wear-resistant, cast coulters points.

### New standard Suffolk coulters

- The standard Suffolk coulters are suitable for most soil conditions with lower levels of organic material.
- A protective flap covers the coulters outlet if the machine moves backwards. The spring-loaded coulters can also fold back for reliable protection.
- Wear-resistant, cast coulters points.

### New depth guide press wheels

- Depth guide press wheels are also available (9.84 x 1.6" / 250 x 40 mm) to control depth and provide a pressing effect. Straightforward depth adjustment is via a pin hole matrix system. Rapid removal and attachment using hook engagement – no tools required.

# VITASEM ADD



## Seed drills with DUALDISC coulters

The large DUALDISC coulters cut right through surface trash to form tidy uniform rows. Harvest residues are not pressed into the ground.

World-class technology for future-safe arable farming.

### New DUALDISC coulters

- Disc coulters diameter 13.78" / 350 mm, coulters pressure up to 110 lbs / 50 kg
- Row spacing 4.92" / 125 mm for the best plant distribution
- Maintenance-free coulters system
- Same length coulters arms – constant coulters pressure system



Central depth adjustment – easily accessible



Central coulters pressure adjustment



# Dual-Disc



A well-formed, clean seed slot is essential for successful drilling. The guarantee for optimum placement and uniform germination.

The seed grains are placed at defined intervals, covered with a layer of fine soil and pressed down by the press wheels (optional).



- Each coulter is controlled by a press wheel for uniform seed depth – pressure roll diameter 12.99" / 330 mm.
- Coulter spacing 9.84" / 250 mm for greater clearance and trouble-free material flow, even with heavy organic matter.



## Coulter pressure adjustment

- Up to 55 lbs / 25 kg can be applied to each coulter. Coulter pressure is adjusted centrally from the left-hand side of the machine (using the indication scale). Precision springs guarantee that the same pressure is applied to the front and rear coulters.
- Hydraulic coulter pressure adjustment available.

### Best material quality for telescopic seed tubes

- The telescopic seed tubes upper sections are stainless steel at the top and synthetic at the lower end to provide the lowest friction. This combination of materials greatly reduces the static charge in the seed flow.



# VITASEM



## Disc markers

The disc bout marker can be fitted to either the rotary harrow or the seed drill.

### Scalloped marker discs available

- 15.75" / 400 mm diameter for clearly visible, centreline marking.
- Hydraulic operation with switchover valve and mechanical transport interlock.
- Expansion bolt overload protection.

### Pre Emergence Markers

- Can also be mounted on the loading platform; controlled by tramline system.



# VITASEM



Scalloped disc marker

Pre Emergence Marker


## Rear harrow styles


The 0.39" / 10 mm thick harrow tines are mounted via a coil spring for optimum ground tracking. Shocks are absorbed using maintenance-free rubber mountings. Damage is prevented if reversed inadvertently.

- Central tine angle adjustment.
- Easy to use adjustment functions for depth and pressure.
- Outer harrow tines can be retracted for road transport (9.84' / 3.00 m and 13.12' / 4.00 m transport width).
- No additional adapters needed when using press wheels.

### Standard single-row harrow tine

- The harrow tines are arranged between each row.
- Ridging is prevented by a pair of harrow tines at either end.
- These tines arch inwards to prevent blockages even in heavy organic material.





Perfect Harrow



#### Perfect harrow tines designed for an intensive levelling effect

- Short and long tines mounted alternately to completely cover the surface.
- Seed is covered reliably, even when sowing at a shallow depth. The result is uniform germination of every type of seed.



# VITASEM



## Easy to set up ready for operation

Whether calibrating, working in the field or emptying the seed hopper – each step has been optimised.

All adjustments can be made from the left-hand side or back of the machine.

**All key adjustments are made on the left-hand side.**

- Central coulter pressure adjustment, metering system with seed flow adjustment, access steps and landwheel, everything is laid out intuitively on the left-hand side of the machine.
- Everything in one place saves time.
- The adjustment controls are easily accessible and positioned ergonomically.
- Calibration system with integrated freewheel for stationary calibration.



Central coulter pressure adjustment



Calibration



Seed flow adjustment



Access steps



**Powerful transmission – infinitely adjustable gears running in viscous oil.**

- On VITASEM A seed drill the landwheel is positioned within the working width – no need to remove the wheel for road transport.
- The large diameter wheel has a large area of contact with the ground to minimise slippage. Hydraulic raising system is also available.
- The step-less gearbox runs in a high viscosity oil for smooth, uniform seed flow, even at low speed.
- Quick, accurate adjustment by shifting the gear lever on the finely-calibrated scale on the side of the machine.
- Driveshaft speed is reduced during calibration (~50%).



*Landwheel*






## Ease of use with Compass (option):

Compass – on-board computer control system.

This easy-to-use electronic controller makes it easier to operate the machine and guarantees consistent supervision.

Modern, multiple-line graphic display with raised, back-lit keypad.


- Automatic tramline engagement with tramline stop
- Speed indicator
- On-the-move and total hectare counter
- Metering wheel monitor
- Also available: additional metering shaft monitoring and level indicator plus electrical seed-rate adjustment.



*Electronic supervision of seed hopper level*



*Electrical seed-rate adjustment*



## Tramline engagement:

- Tramlines are controlled using the Compass control unit.
- An electro-magnetic solenoid switches the metering wheels off.
- Up to three metering units per side can be switched off if so desired.
- All you need to do is enter the spraying width – the tramline frequency is then calculated automatically.
- Asymmetrical tramlines and extra tramlines are also possible.
- **VITASEM A:** switch over using landwheel sensor, gear signal or track marker change-over valve.

## Calibration using Compass:

- Enter seed flow rate and current gear setting
- Calibrate for one 1/10, 1/20, 1/40 or 1/100 ha
- End signal is given 5 rotations in advance
- Enter actual quantity calibrated – new gear setting is then calculated.
- 10 languages, 328' / 100 m calibration, sensor test.
- Integrated freewheel for stationary calibration.



## Technical Data

	Working width	Transport width	Rows	Row Spacing	Seed hopper
VITASEM 252 classic	8.20' / 2.50 m	8.20' / 2.50 m	21	4.7" / 120 mm	79 gal / 360 l
VITASEM 302 classic	9.84' / 3.00 m	9.84' / 3.00 m	25	4.7" / 120 mm	99 gal / 450 l
VITASEM 252	8.20' / 2.50 m	8.20' / 2.50 m	21	4.7" / 120 mm	106 gal / 480 l
VITASEM 302	9.84' / 3.00 m	9.84' / 3.00 m	25 (21)	4.7 (5.6)" / 120 (143) mm	132 (220) gal / 600 (1000) l
VITASEM 402	13.12' / 4.00 m	13.12' / 4.00 m	33 (27)	4.7 (5.6)" / 120 (143) mm	186 (308) gal / 600 (1000) l
VITASEM 252 A	8.20' / 2.50 m	8.20' / 2.50 m	20	4.92" / 125 mm	106 gal / 480 l
VITASEM 302 A	9.84' / 3.00 m	9.84' / 3.00 m	24 (20)	4.9 (5.9)" / 125 (150) mm	132 (220) gal / 600 (1000) l
VITASEM 402 A	13.12' / 4.00 m	13.12' / 4.00 m	32 (26)	4.9 (5.9)" / 125 (150) mm	187 (308) gal / 850 (1400) l
VITASEM 302 ADD	9.84' / 3.00 m	9.84' / 3.00 m	24	4.92" / 125 mm	132 (220) gal / 600 (1000) l
VITASEM 402 ADD	13.12' / 4.00 m	13.12' / 4.00 m	32	4.92" / 125 mm	187 (308) gal / 850 (1400) l

Alle Daten unverbindlich, Ausstattungen l nderweise verschieden.

## Equipments

VITASEM	Compass	Loading platform	Standard tines Perfect tines	Pressure wheels	Bout markers
VITASEM	<input type="checkbox"/>	<input type="checkbox"/>	<input type="checkbox"/>	<input type="checkbox"/>	<input type="checkbox"/>
VITASEM A	<input type="checkbox"/>	<input type="checkbox"/>	<input type="checkbox"/>	<input type="checkbox"/>	<input type="checkbox"/>
VITASEM ADD	<input type="checkbox"/>	<input type="checkbox"/>	<input type="checkbox"/>	<input checked="" type="checkbox"/>	<input type="checkbox"/>

■ = Standard

□ = Option



**Additional equipment available:** hydraulic coultter pressure adjustment, mechanical hectare counter, tine protection for Perfect harrow tines, tramline expansion, coarse metering wheels (e.g. for beans), electronic monitoring of seed hopper level and metering shaft, seed hopper agitator, drive system for reverse metering, stabilisers for lower linkages, reducers for normal metering wheels, weighing scales, cover for metering unit.



Filling height	Disc coulters diameter	Coulter gang spacing	Individual coulters pressure	Tyres	Weight with standard coulters
4.26' / 1,30 m	12.59" / 320 mm	11.81" / 300 mm	up to 55 lbs / bis 25 kg	6.00-16	1109 lbs / 503 kg
4.26' / 1,30 m	12.59" / 320 mm	11.81" / 300 mm	up to 55 lbs / bis 25 kg	6.00-16	1157 lbs / 570 kg
4.5' / 1.36 m	12.59" / 320 mm	11.81" / 300 mm	up to 55 lbs / bis 25 kg	6.00-16	1146 lbs / 520 kg
4.5 (5.1)' / 1.36 (1.55) m	12.59" / 320 mm	11.81" / 300 mm	up to 55 lbs / bis 25 kg	6.00-16 (10/75-15,3)	1301 lbs / 590 kg
4.5 (5.1)' / 1.36 (1.55) m	12.59" / 320 mm	11.81" / 300 mm	up to 55 lbs / bis 25 kg	10/75-15,3	1785 lbs / 810 kg
5.3' / 1,61 m	12.59" / 320 mm	11.81" / 300 mm	up to 55 lbs / bis 25 kg	–	1124 lbs / 510 kg
5.3 (5.9)' / 1.61 (1,80) m	12.59" / 320 mm	11.81" / 300 mm	up to 55 lbs / bis 25 kg	–	1257 lbs / 570 kg
5.3 (5.9)' / 1.61 (1,80) m	12.59" / 320 mm	11.81" / 300 mm	up to 55 lbs / bis 25 kg	–	1653 lbs / 750 kg
5.4 (6.1)' / 1.66 (1,85) m	13.78" / 350 mm	9.84" / 250 mm	up to 110 lbs / bis 50 kg	–	2193 lbs / 995 kg*
5.4 (6.1)' / 1.66 (1,85) m	13.78" / 350 mm	9.84" / 250 mm	up to 110 lbs / bis 50 kg	–	2623 lbs / 1190 kg*

\*DUALDISC coulters

Tractor track eradicators	Wheel track eradicator	Tramline control	Pre Emergence markers	Hydraulic land wheel lift	Lighting Warning signs
<input type="checkbox"/> 301 / 401	<input type="checkbox"/>	<input type="checkbox"/>	<input type="checkbox"/>	–	<input type="checkbox"/>
–	–	<input type="checkbox"/>	<input type="checkbox"/>	<input type="checkbox"/>	<input type="checkbox"/>
–	–	<input type="checkbox"/>	<input type="checkbox"/>	<input type="checkbox"/>	<input type="checkbox"/>





## Supreme service

### You can rely on us.

Wherever they are in the world, our customers can rely on a fully developed network of sales and service partners. This close proximity to the customer guarantees fast delivery of spare parts and also ensures professional machine setup and handover by qualified specialists. We are on hand wherever you happen to be.

### Our range of professional services:

- Original Inside parts. 24-hour ordering service online.
- Long-term stock of spare parts.
- Expertise through regular training – For professional personnel.
- and much more...

... find out more from your Pöttinger partner, or visit [www.pottinger.at](http://www.pottinger.at)



[www.pottinger.at](http://www.pottinger.at)

**Alois Pöttinger**  
**Maschinenfabrik GmbH**  
 Industriegelände 1  
 A-4710 Grieskirchen  
 Phone: +43 (0) 7248/600-0  
[landtechnik@pottinger.at](mailto:landtechnik@pottinger.at)  
[www.pottinger.at](http://www.pottinger.at)

**Alois Pottinger UK Ltd**  
 St Marks Road, Corby  
 Northamptonshire NN18 8AN  
 England  
 Phone: +44 (0) 844 561 0644  
[info.uk@pottingeruk.co.uk](mailto:info.uk@pottingeruk.co.uk)  
[www.pottingeruk.co.uk](http://www.pottingeruk.co.uk)

**Pottinger Canada Inc.**  
 650, Route 112  
 St-Cesaire, PQ J0L 1T0  
 Phone: (450) 469-5594  
[sales.canada@pottinger.ca](mailto:sales.canada@pottinger.ca)  
 Web: [www.pottinger.ca](http://www.pottinger.ca)

**Pottinger US Inc.**  
 393 Pilot Drive  
 Valparaiso, IN 46383  
 Phone: (219) 510-5534  
[sales.us@pottinger.us](mailto:sales.us@pottinger.us)  
[www.pottinger.us](http://www.pottinger.us)

**Pottinger Australia P/L**  
 15 Fordson Road  
 Campbellfield, VIC 3061  
 Phone: +61 3 9359 2969  
[sales.au@pottinger.com.au](mailto:sales.au@pottinger.com.au)  
[www.pottinger.com.au](http://www.pottinger.com.au)

Importer for Ireland:  
**T. Traynor & Sons Ltd.**  
 Cashel Road, Clonmel  
 Co. Tipperary  
 Phone: +353 (0)52 61 25766  
[info.ie@pottinger.at](mailto:info.ie@pottinger.at)

Importer for New Zealand:  
**Origin Agroup**  
 PO Box 673, 57 Hautapu Road  
 Cambridge – New Zealand  
 Phone: +64 7 823 7582  
[info@originagroup.co.nz](mailto:info@originagroup.co.nz)  
[www.originagroup.co.nz](http://www.originagroup.co.nz)

Importer for South Africa:  
**Valtrac Parys (Pty) Ltd.**  
 Cnr. Water & Buiten Street  
 9585 Parys  
 Phone: +27 (0) 56 817 7338 / 7308  
[sales@valtrac.co.za](mailto:sales@valtrac.co.za)  
[www.valtrac.co.za](http://www.valtrac.co.za)