

Trailed mulch seed drills
TERRASEM

 **PÖTTINGER**

For perfect emergence



For perfect emergence

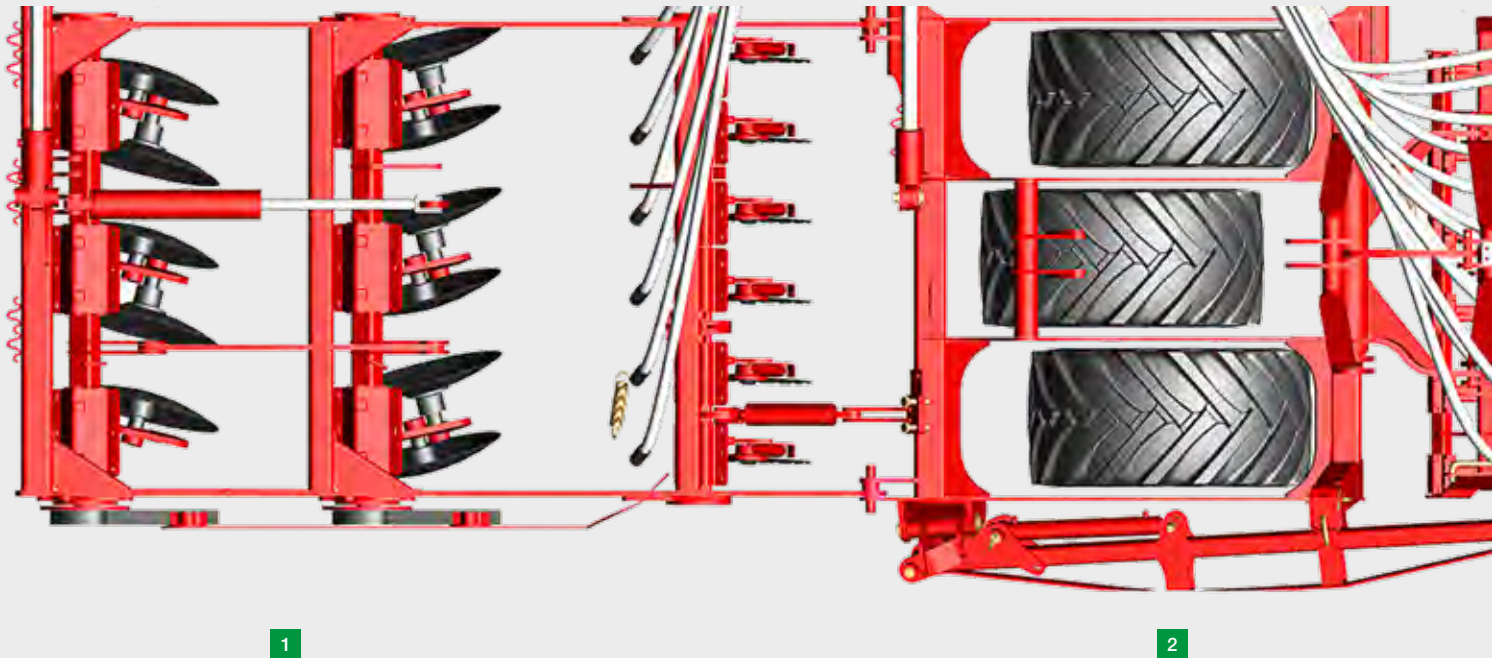


In addition to optimum soil and weather conditions, choosing the right seed drill technology is essential to achieve perfect emergence. PÖTTINGER's TERRASEM mulch drilling concept combines tillage, consolidation and drilling in a single machine: the perfect combination of high output and precision seed placement to meet your requirements.

Table of contents

The TERRASEM concept for success	4-5
Efficient drilling for perfect crop emergence	6-9
Optimum seedbed	10-15
Maximum utilisation thanks to full flexibility with WAVE DISC	16-19
Coulter expertise for the perfect seed slot	20-21
Wide range of applications	22-27
 TERRASEM CLASSIC	
mulch seed drills without tillage tools	28-33
 TERRASEM mulch seed drills	34-39
 TERRASEM FERTILIZER with direct fertilisation	40-45
 Digital agricultural technology	
Our input - your output	46-47
Intelligent operation	48-49
 Accessories / Technical data	
TEGOSEM – cover crop sowing unit	50-51
Exact metering for every type of seed	52-53
Accessories	54-55
Technical data	56-57
PÖTPRO / ORIGINAL PARTS	58-59

Concept for success



More success with TERRASEM

The PÖTTINGER TERRASEM mulch drill concept has been engineered in detail from the drawbar to the rear harrow tines. The universal seed drill with working widths between 3 and 9 metres can be economically incorporated into any operating sequence, regardless of whether it is deployed for mulch drilling, direct drilling or conventional drilling.

Versatile applications


Thanks to a top quality compact disc harrow, an effective tyre packer chassis and optimised coulter rail, PÖTTINGER perfectly integrate seedbed preparation, consolidation and drilling. Precision seed placement is ensured thanks to the parallel-guided DUAL DISC coulters with rear depth control press wheels. These guarantee uniform placement depth and unique ground tracking.

Seedbed preparation is the cornerstone

Optimum seedbed preparation is fundamental for maximum yield at harvest. What is needed is a uniform level finish with the best mixing performance.

A two-row, low draft disc harrow on the mulch drill ensures the best crumbling effect and mixing of the soil.

For farms using conventional seed drill technology, PÖTTINGER also offers a high output alternative. The TERRASEM CLASSIC range is not equipped with a disc harrow and uses a cross board for levelling.



1 Seedbed preparation

2 Consolidation

3 Sowing

4 Depth control and closing

3

4

Optimum consolidation

On all TERRASEM mulch seed drills, a combined tyre packer and chassis unit ensures the soil is properly consolidated.

In addition to the offset position of the tyre packer, the machine features optimised attachment geometry and a short, compact design. Improved manoeuvrability and smooth running at the headland and during transport are the result.

Precision drilling

The maintenance-free double-disc coulters are mounted on separate parallelograms to ensure the seed is placed at precisely the set depth.

Thanks to the large coulters offset with coulters arms of the same length, TERRASEM mulch seed drills are able to handle high volumes of harvest residues.

To achieve a uniform placement depth, all coulters are guided by large dimensioned press wheels and ground tracking is ensured over the entire working width.

Efficient drilling for perfect crop emergence



Universal settings for perfect crop emergence

Farmers want an effectively prepared soil surface with fine tilth at seed slot level for uniform seed growth. The seedbed should be as level and crumbly as possible in order to ensure minimum crop losses.

You can integrate PÖTTINGER TERRASEM machines into any seedbed preparation concept, unique ground tracking and uniform depth placement are always guaranteed. To achieve a consistent tilth and thorough mixing of the soil, a two-row, low-draft disc harrow is adopted.

Impressive tyre packer

The combined packer and wheel unit is positioned between the disc harrow and the seed coulters. Even pressure distribution across the entire working width is achieved thanks to the set pressure on the seed coulters as the rear roller follows the contours of the terrain. The packer follows the contours of the ground to ensure precise ground tracking.

- The chassis with its wide 17" tyres consolidate the soil ahead of the drilling coulters. With a row spacing of 12.5 cm four rows are consolidated by one tyre, or three rows with 16.7 cm spaced coulters.
- The flexing characteristics of the tyres promote self-cleaning and improve the fine structure of the tilth.
- The offset position of the tyre packer wheels guarantees smooth running smoothness both in the field and during road transport.



Exact seed placement

Even in difficult conditions and at high speeds, the interplay between the tyre packer, double-disc coulters and the coulters pressure results in exact seed placement.


- With an inter coulter rail spacing of 320 mm and a row spacing of 12.5 cm, optimum plant distribution density is ensured even with high volumes of harvest residues.

Conserves soil at headlands

Thanks to their versatility and excellent manoeuvrability, TERRASEM mulch seed drills enjoy an enthusiastic following.

- The wide tyres ensure perfect consolidation ahead of seed placement.
- The machine is supported by all wheels at headlands when raised out of work. The chassis frame always remains in the same position while the disc harrow and coulter rails are lifted.
- Each packer wheel is individually mounted, this prevents smearing of the soil surface at the headland.

Efficient drilling for perfect crop emergence



Ultimate ground tracking

Our PÖTTINGER mulch seed drills impress first and foremost with their perfect ground tracking. With their intelligent drilling technology, they follow every undulation in the ground perfectly.

The result: The best ground tracking over the whole working width.

Three-part design

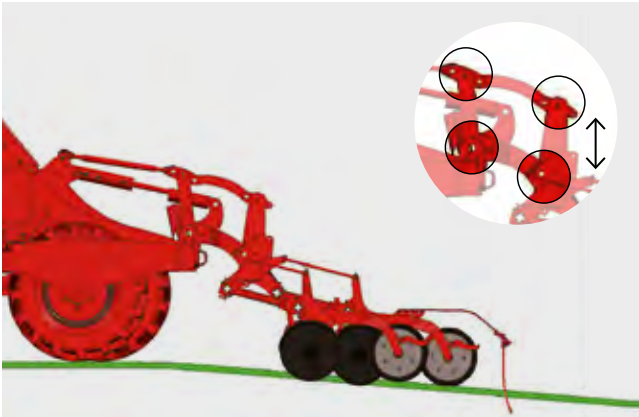
The three-section design of the TERRASEM C models ensures uniform tillage across the whole working width.

Precise contour guidance

The folding disc harrow frames, packer and coulter rails allow a freedom of movement of up to 5 degrees up and down to perfectly adapt to ground contours transverse to the direction of travel.

These folding sections are hydraulically preloaded using accumulators to ensure equal pressure distribution in any working position over the whole working width. On TERRASEM models with a working width of 6 m upwards, optional jockey wheels ensure exact depth control of the leading tillage tools.

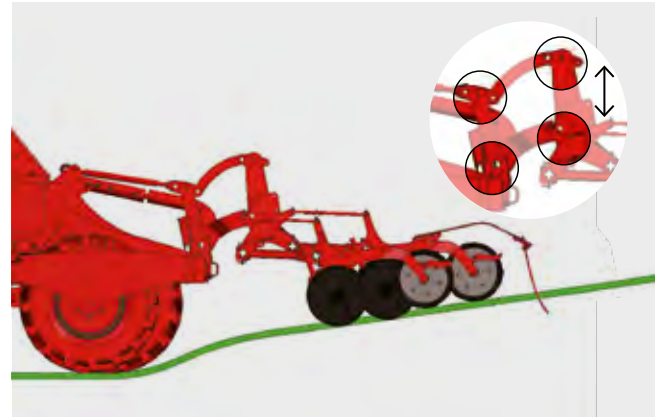
- This guarantees thorough tillage over the whole working width.
- The placement depth can be adjusted using the three-point mounting of the coulter rail.



Contour adaptation perfected

By attaching each section via a 3-point linkage on to the packer frame, each coulters section is free to follow the ground contours.

- The coulters sections can adapt to uneven ground in the direction of travel.
- When driving over a bump, the coulters rail is not lifted but remains at the same seed placement depth.
- The coulters pressure also remains unchanged.



Four-joint mounting ensures independence

The four-joint 3-point design connects the coulters rail with the packer frame and allows the coulters rail to adjust automatically to the ground contours.

When driving through a dip, the coulters rail is adjusted upwards.

- Optimum germination conditions.
- Uniform coulters pressure and seed placement over the entire field.
- Homogeneous plant distribution in the field resulting in better yield.

Optimum seedbed



Optimum seedbed

You can integrate PÖTTINGER TERRASEM machines into any seedbed preparation concept. Unique ground tracking and uniform depth placement are always guaranteed.

Tillage tools: Everything you need and more

A flexible selection of tillage tools allows you to equip the machine to suit your requirements.

- On the high quality compact disc harrow for mulch drilling conditions you can choose between plain or scalloped concave discs insert.
- For water-saving loosening of the soil in strips, you can also choose the WAVE DISC.

If you do not need tillage tools on the seed drill because the soil is already cultivated, then the TERRASEM CLASSIC series is your perfect choice.



Intensive and precise tillage

Low draft for cost effective power savings: the well prepared seedbed reduces the working intensity of the disc harrow.

- A uniform working depth is a prerequisite for optimum germination of the seed.
- The disc harrow can also be used in heavy soils and large quantities of harvest residues. The focus here is on incorporation and crumbling.

Exact ground tracking lengthwise and crosswise

Optimum ground tracking is an essential part of soil cultivation. By ensuring the set pressures on the wings are equal allow the rear tyre packer to follow the contours of the terrain.

- Precise ground tracking with a consistent coulter pressure is achieved thanks to the parallel coulter linkage.
- The tillage tools are guided with precision by the packer chassis.

Optimum seedbed




Fully fledged disc harrow for precision tillage

On our TERRASEM mulch seed drills, soil preparation is taken care of by a two-row disc harrow with plain or scalloped discs.

The maintenance-free, rubber-mounted 510 mm diameter discs loosen and move the soil across the entire working width. The angled discs produce a fine tilth at seed slot level, creating an optimum seedbed. Large volumes of harvest residues are mixed with the soil and at the same time the threat of weeds is reduced.

Further advantages:

- Infinitely-variable hydraulic depth adjustment with the ability to mechanically adjust the first row independently of the second row.
- Spring-loaded edging boards on both sides ensure a uniform surface finish.



Maintenance-free disc bearings

The special twin-race taper bearings have been adopted from the construction machinery industry. Ruggedness and reliability are guaranteed as a result and shock loads are absorbed effortlessly.


- The sealed, twin-race taper bearings are maintenance-free
- A labyrinth seal provides the best protection for the bearing
- A metal cover encapsulates the labyrinth seal for additional protection



NONSTOP stone protection for reliability and durability

Proven over many years in the field and maintenance-free.

- 40 mm-thick rubber mounting elements
- The clamping brackets are mounted on a thick-walled box section frame
- Four rubber elements provide a high level of tension to ensure the discs penetrate the soil reliably



Track eradicator discs

The optional pairs of discs behind the tractor wheels are depth adjustable.

- These intensively remove heavily compacted wheel marks to create a uniformly level surface
- It's easy to set the working depth
- Overload protection provided
- Lifted simultaneously with the disc harrow at the headland

Optimum seedbed



Additional tools for perfect levelling

Optional track eradicators can be fitted to break up compacted tractor wheel marks.

An optional front board can be installed to compensate for uneven ground in front of the disc harrow. Additional levelling in front of the tyre packer can be carried out by a levelling board.

Spring loaded track eradicators for better working results


An ideal feature for loosening and breaking up hard and compacted tractor marks.

- The reversible point is coated with hardened metal in the wear zone.
- Each individual track eradicator is protected against overloading by a spring.
- The working depth of the eradicator tines is easily adjusted.
- Raised at the same time as the disc harrow at the headland.
- On areas with a well-prepared seedbed the intensity of the disc harrow can be reduced, which in turn reduces the power requirement.
- Long service life thanks to tungsten carbide coating.
- 3 versions with 1, 2 or 3 tines per track.



The front board

- The front board ensures perfect levelling when used in ploughed fields
- Good flow even with large quantities of harvest residues
- Hydraulically infinitely adjustable at a maximum working depth of 40 mm



The levelling board

- The levelling board in front of the tyre packer also promotes a fine tilth structure
- As the flow of soil behind the disc harrow is slowed down, it is directed downwards in front of the packer



Levelling paddles on coulter rail

- Levels ridges between the tyres on light, sandy soil
- The angle and height of the tines can be adjusted individually
- Adjusted without the need for tools
- Resistant to stones and harvest residues with each tine on its own spring
- Raised at the headland and for road transport

WAVE DISC - LOW DISTURBANCE

thanks to vertical soil cultivation



Extreme versatility

Cost-effective, extremely versatile and convenient, this is the PÖTTINGER WAVE DISC cultivation system for seedbed preparation.

In dry regions or in wet areas, all the WAVE DISC system's advantages come into play to make it the perfect example for reduced soil cultivation while increasing yield. Completely in-line with LOW DISTURBANCE tillage, vertical soil cultivation.

WAVE DISC - for minimum tillage

The WAVE DISC cultivates the soil in water-saving strips: only the region either side of the seed slot approx. 45 mm wide is worked. The rest of the surface remains untouched.

- The residual moisture in the strips in between helps the seed to germinate.



Handles even the most difficult conditions

The PÖTTINGER WAVE DISC system is ideal for difficult soil conditions that require reduced tillage.

- The key to accurate seed placement is the correct working depth



Makes your work easier

The track eradicator discs behind the tractor wheels can be set precisely to depth of the tractor wheel marks.

- Hole matrix with 5 positions
- Adjusted without the need for tools
- Disc mounting easy to handle during adjustment
- Four discs per track

WAVE DISC - LOW DISTURBANCE

thanks to vertical soil cultivation



Working cost effectively

- Low draft thanks to reduced tillage intensity
- Reduced power requirement thanks to less soil movement
- Reduction in erosion and conserves soil structure
- Possible to sow earlier in spring, even in wet conditions
- Water saving system

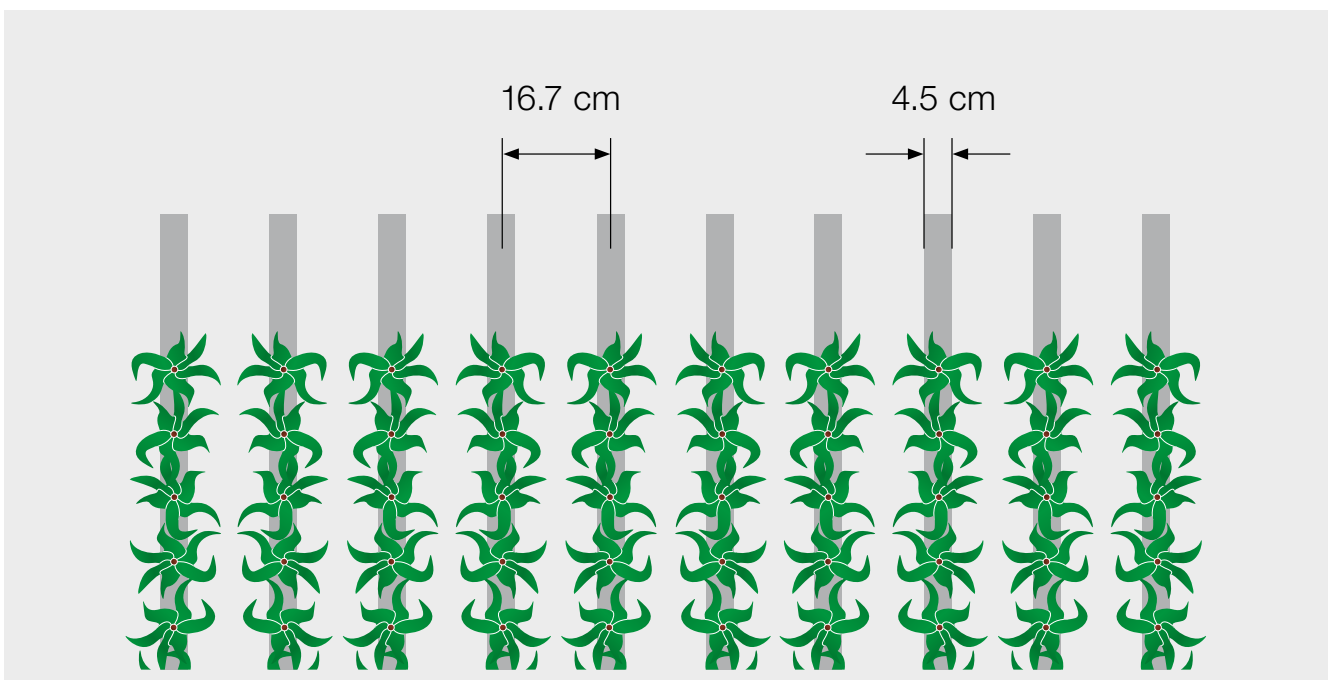
Suppresses erosion

Low disturbance tillage leaves behind a lower proportion of loosened soil and a smaller cultivated area.

- Less risk of ponding during heavy rain
- Reduced sifting of fine soils in strong winds

Works in any conditions

The maintenance-free WAVE DISCs have a diameter of 510 mm and are available with row spacings of 12.5 cm or 16.7 cm. A row spacing of 16.7 cm is recommended for regions with extremely heavy, wet and sticky soil conditions. The working depth is infinitely-variable controlled by a hydraulic system on the WAVE DISC system.





Versatile applications with LOW DISTURBANCE

The PÖTTINGER WAVE DISC system is ideal for difficult soil conditions that require reduced tillage.

Dry region:

- Water saving strips, only the region either side of the seed slot is moved.
- Suppresses evaporation thanks to partial surface soil cultivation.

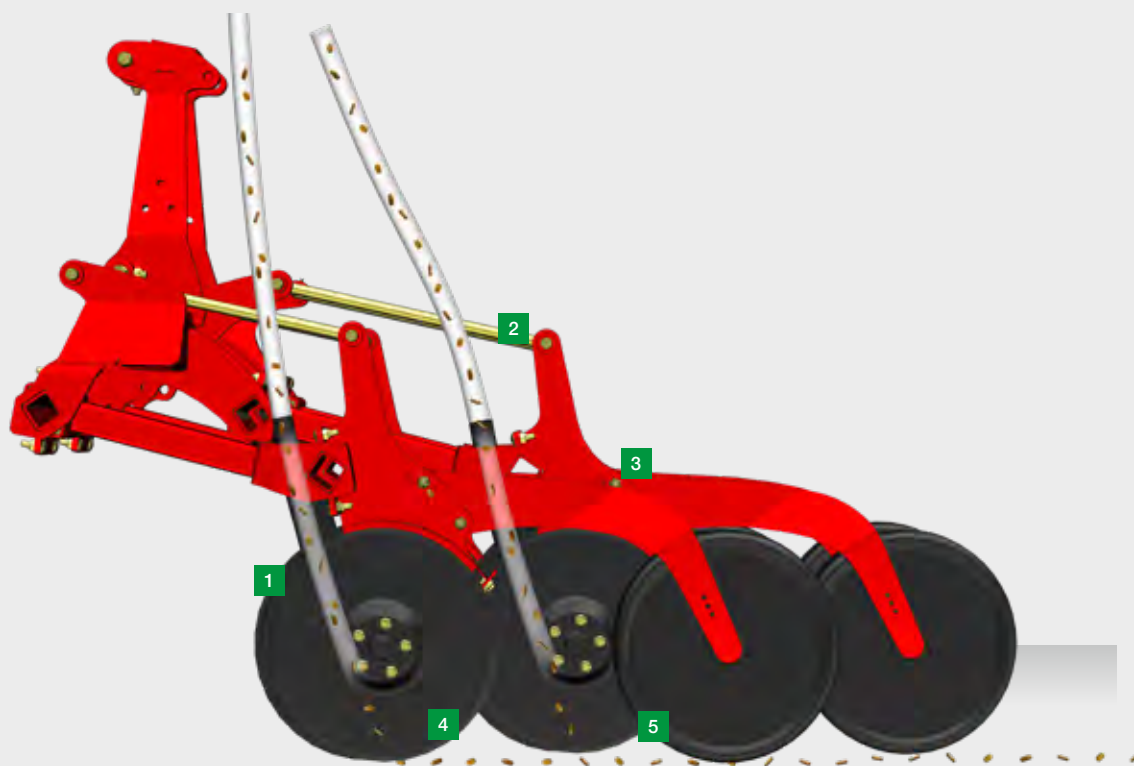
Damp areas:

- Reduced soil movement and less movement of moist soil.
- No deep tools at seed slot level so no smearing.

Arable hygiene - the new challenge

- The minimised soil movement creates poor germination conditions for light-dependent germinating weeds such as black grass and brome grass.
- The WAVE DISC low disturbance result is particularly effective in minimising germination of weed seeds.

Coulter expertise for the perfect seed slot



Coulter expertise for the perfect seed slot

Precision drilling is dependent on closely-matched coulters for opening the seed slot, placing the seed and covering the seed again. A well-formed seed slot is essential for successful drilling.

PÖTTINGER delivers exactly the right coulters for your optimum seed placement and uniform germination.

Seed material DUAL DISC coulters

The large diameter DUAL DISC coulters with a diameter of 380 mm cut right through surface trash to form a uniform, tidy seed slot.

Harvest residues are cut through reliably even at higher driving speeds thanks to the offset disc coulters.

- Dynamic grain placement in a clean seed slot
- The inter coulter rail spacing of 320 mm provides a large clearance and smooth material flow even with large amounts of organic matter
- Offset configuration of the coulter discs for reliable seed slot formation
- Infinitely variable adjustment of the coulter pressure between 40 and 120 kg
- Row spacing from 12.5 cm for the best plant distribution density (optional 16.7 cm)
- Same-length coulter arms ensure identical coulter pressure on each unit
- An easily adjusted turnbuckle ratchet on the coulter rail is used to adjust seed placement depth on each section

- 1 Consistent coulter pressure up to 120 kg
- 2 Parallel linkage for exact placement depth
- 3 Consistent coulter pressure thanks to same-length coulter arms
- 4 Coulters offset by 320 mm for blockage-free operation
- 5 Exact depth control and consolidation



Press wheels for uniform placement depth

Each disc coulter is mounted on an independent parallelogram to ensure excellent ground tracking, even at high travelling speeds.


- Each of the disc coulters is guided by a press wheel to ensure a precise and uniform seed placement depth.
- In addition to depth control, the press wheels also ensure controlled consolidation of the soil and pressure on the seed.

Direct fertilisation FERTILIZER PRO fertiliser coulter

Fertiliser is applied on the TERRASEM FERTILIZER models using the PRO single-disc coulter. Fertiliser is applied behind the disc harrow and positioned between two seed rows (mid-row banding).

- The PRO single-disc fertiliser coulter deposits fertiliser between the rows of seed at the same level as the plant root. Wide rubber brackets on the box section frame prevent sideways movement to ensure precise row spacing.
- Precision placement saves fertiliser, minimises unproductive losses and promotes faster development of the root mass for optimum yield.
- The placement depth of fertiliser and seed can be set independently of each other.

Wide range of applications



Metering with the highest precision

The TERRASEM metering system is designed for the highest possible precision and ensures that exactly the right amount of any given seed type is used, even in the most difficult operating conditions.

- The TERRASEM R3 to C6 have one metering system, while the C8 and C9 have two.
- Metering wheels can be changed quickly and easily, dependent upon seed rate and type.
- The metering unit is electrically driven, controlled via a radar sensor or ISOBUS signal from the tractor.
- Seed output can be set conveniently and easily from the cab between 0.6 kg and 350 kg/ha.
- Automatic metering wheel control with pre-metering provided as standard ensures continuous drilling and avoids unsown areas.

Smooth distribution

A high volume of air and low velocity protect the seed and any dressing against damage. Together with the precision metering system and large distributor heads, this system delivers uniform seed grain placement.

- Maximum effectiveness of seed and dressing is ensured
- Special distributor inserts can be used to alter the row spacing.
- On the TERRASEM C8 / C9 both distributors are automatically lowered hydraulically during the folding process.

Precise and uniform due to lateral distribution

The seed is fed uniformly to the distributor in an air stream that passes up the riser tube. The large diameter of the distributor guarantees precise lateral distribution of the seed into each of the coulters pipes.



It has never been so easy

PÖTTINGER attaches great importance to user-friendliness. As a result, calibration is easy.

- Practical catchment bag
- The calibration flap is monitored by a sensor
- Simple and fast emptying of any remaining seed in the hopper is facilitated through the hopper emptying shutter
- Automatic seed flow reduction when tramlines are enabled
- Calibration at the press of a button
- Infinitely adjustable seed flowrate adjustment
- Changeable metering wheels with quick-release connector for all seed types
- Hopper level measurement
- Fan and metering shaft monitoring
- Pre-metering for immediate start at headlands
- Seed library

Seed flow sensors for convenience and reliability

The sensor sensitivity can be adjusted in three stages depending on the seed material.

Constant and reliable feedback on seed flow is provided at the terminal.

The status of each coulters pipe is indicated by an LED directly on the sensor:

- GREEN: Sensor active and row OK
- RED flashing: Row blocked
- The coulters pipe number is indicated on the control terminal

Wide range of applications



IDS - flexibility that pays dividends



The unique IDS system (INTELLIGENT DISTRIBUTION SYSTEM) controls all outlets via the bus system. This opens up completely new capabilities in coulter pipe and tramline switching. Perfect for contract work and machinery rings.

All settings relating to tramline selection can be made easily and conveniently from the control terminal in the cab, no repositioning of hoses is necessary.

Choose any of the following:

- Tramline widths
- Track widths
- Special tramline switching
- Dual tramline systems
- Half width switching left and right
- Tramline rhythm can be selected independently of the seed drill width

IDS – INTELLIGENT DISTRIBUTION SYSTEM



The intelligent heart of the system

The IDS distributor head ensures uniform crop growth by maintaining a completely consistent seed count in all coulter pipes.

- 1 Riser tube with funnel-shaped outside conveys the seed material through the distributor head to the outlets.
 - 2 The patented funnel system with controlled flaps feeds the seed back into the air stream.
- With active tramline switching the seed rate is automatically reduced for a seed saving of up to 6%
 - Exact and even distribution across the whole width, even when tramlining

Flexible row spacing

With a standardised row spacing of 12.5 cm, you can generate different row spacings using distributor head inserts.

- Implemented for crops cultivated as root crops
- Can be expanded to row spacings of 25 cm / 37.5 cm / 50 cm / 75 cm depending on machine type
- Flexible use of the machine for a wide range of crops
- Shorter dwell time assures less damage to the seed in the distributor head and aids germination when sowing legumes

More features: Tramline switching

- 1 Depending on the version of distributor head, symmetrical, asymmetrical or individual tramline switching is possible:
- A fully equipped IDS distributor head is equipped with controlled outlets on all seed rows. Any tramline rhythm can be set with 2 to 6 rows switched off per track

Half width switching

- 2 PÖTTINGER offers the following options for maximum flexibility even with symmetrical tramlines:
- Half width switching to the left or right with full IDS equipment
 - Half width switching to the right only; the right half of the distributor head is equipped with controlled outlets
 - Half width switching activated using the terminal
 - Seed rate is reduced automatically

Wide range of applications



Enhanced safety on the road

Not only do TERRASEM machines perform well in the field, they are also safe and easy to transport. With a transport width of 3 m, they are approved for the road at any time.

On the road the machine is transported on four wheels, the two centre wheels are raised automatically to improve stability, even on bumpy tracks. High driving speeds on the road are also no problem.

- Due to the 15 cm offset of each of the packer wheels, the machines run particularly smoothly. Unevenness both on the road and in the field is compensated by the tandem effect so the machines do not tend to jolt.
- Air brakes or hydraulic brakes are available as an option for the weight-bearing pairs of road wheels.



Manoeuvrability at the headland

Practical mounting enables tight cornering at headlands and during transport. The telescopic drawbar is also available with a ring hitch or hammerstrap coupling. These machines can therefore be attached to any tractor.

- Thanks to their telescopic travel of +500 mm, you can run the tractor with dual wheels or wide tyres.
- A drawbar extension is recommended in combination with track eradicators.



Generous seed hopper for high output

The hopper can easily be filled using a loader, big-bags or an optional hydraulic seed hopper auger. A roll over tarpaulin protects the hopper from dust and rain. This is rolled up out of harms way to save space.

- The standard loading platform makes it easy to open the hopper cover to check filling progress.
- The mesh inside the seed hopper protects the metering system from foreign objects.
- Seed level monitoring of the hopper is standard.
- When the roll over tarpaulin is open, it is rolled up small and does not interfere with the filling process.

A seed hopper extension is available as an option.



Seed hopper auger for easy filling

A hydraulically driven universal filling auger for seed and fertiliser is available as an option.

- Convenient filling procedure with auger tube mounted in gimbals for easy handling.
- Seed hopper volume can be utilised completely because auger outlet pivots over whole seed hopper area.
- The auger is folded upwards and locked securely in place above the seed hopper during transport.
- High throughput capacity of up to 470 litres per minute.
- Made from cost effective, corrosion resistant stainless steel.

Mulch seed drills without tillage tools



TERRASEM CLASSIC



Mulch seed drills without tillage tools



For rapid drilling in perfect conditions

The main criteria for developing the TERRASEM CLASSIC models were smooth running and high output. In order to provide the best possible support to farms that carry out seedbed preparation in a separate step prior to drilling.

The crop cultivation advantage

The TERRASEM CLASSIC series is suited to minimum tillage as well as conventional tillage scenarios thanks to high coulter pressures, optional front board and direct fertilisation systems. The efficiency of the drilling process can be increased with the same power tractor by using larger working widths.

Distinct processes

The time window to allow the soil to dry between seedbed preparation and drilling is extended by using two distinct processes. A smearing of the seed slot is avoided. In addition, it is possible to focus on mechanical weed control during a dedicated tillage process.

High output

With a large seed hopper volume of up to 5,100 litres (optional) and increased driving speeds, optimum use can be made of the short sowing time windows.

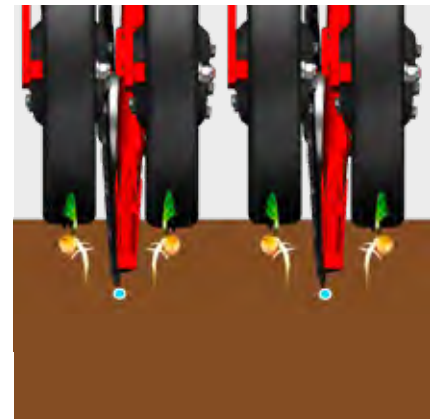
TERRASEM CLASSIC



Sowing on ploughed fields

Deployed with optional front board for optimum levelling.

- Additional levelling using a front board mounted ahead of the tyre packer enables the drill to be used on ploughed areas
- Optimum adaptation to different working conditions thanks to hydraulic depth adjustment
- Lumps of earth are pulverised and crushed
- The soil surface is levelled



Versatile applications thanks to low power requirement

The TERRASEM CLASSIC series has a low power requirement thanks to its lighter construction. Lower power tractors can be used for drilling, increasing the flexibility of the farm's resources. Larger tractors can then be used for primary tillage.

Power requirement:

- C4 CLASSIC from 140 hp
- C6 CLASSIC from 150 hp
- C6 FERTILIZER CLASSIC from 160 hp
- C8 FERTILIZER CLASSIC from 220 hp
- C9 FERTILIZER CLASSIC from 250 hp

Water saving sowing method

Drilling in loose and frost-wilted cover crops possible in spring

- Thanks to coulter pressures of up to 120 kg per coulter, direct drilling is possible in spring
- Reduction of water losses thanks to a high degree of soil cover and lower evaporation
- Direct fertilisation possible using FERTILIZER models

FERTILIZER PRO fertiliser coulters for optimum growth

Precision direct fertilisation between two seed rows (midrow banding)

- Young plants provided with nutrients during the early stages of growth
- The scalloped single-disc coulters are guaranteed to enter the soil thanks to a maximum coulter pressure of 180 kg
- Independent hydraulic depth adjustment for optimum placement of the fertiliser below the level of the seed
- Heavy harvest residues are shredded ahead of the coulters

Mulch seed drills without tillage tools



Lighter, faster and higher output

With the new TERRASEM CLASSIC models, PÖTTINGER offers smooth running and high output technology for covering large areas. The series is equipped without tillage tools and is designed for farms that use a separate seedbed preparation process.

TERRASEM CLASSIC	Working width	Seed hopper volume	Volume with hopper extension	Row spacing	Number of coulters at 12.5 cm
C4 CLASSIC	4.00 m	3,000 l	4,000 l	125 mm / 167 mm	32
C6 CLASSIC	6.00 m	3,000 l	4,000 l	125 mm / 167 mm	48
C8 CLASSIC	8.00 m	4,000 l	5,100 l	125 mm / 167 mm	64
C9 CLASSIC	9.00 m	4,000 l	5,100 l	125 mm / 167 mm	72

TERRASEM FERTILIZER CLASSIC	Working width	Seed hopper volume	Volume with hopper extension	Row spacing	Number of seed coulters / fertiliser coulters at 12.5 cm
C4 F CLASSIC	4.00 m	4,000 l	5,100 l	125 mm / 167 mm	32 / 16
C6 F CLASSIC	6.00 m	4,000 l	5,100 l	125 mm / 167 mm	48 / 24
C8 F CLASSIC	8.00 m	4,000 l	5,100 l	125 mm / 167 mm	64 / 32
C9 F CLASSIC	9.00 m	4,000 l	5,100 l	125 mm / 167 mm	72 / 36

TERRASEM CLASSIC



The proven tyre packer provides the necessary consolidation ahead of the coulter to create perfect germination conditions for the seed. After soil has been loosed during cultivation passes consolidation is required. Topsoil needs to be connected to the moist subsoil, this ensures the capillary action provides the correct level of moisture for the seed to germinate.

Number of coulters at 16.7 cm	Pressure per coulter	Power requirement kW	Power requirement hp	Weight
24	40 - 120 kg	81 - 118 kW	110 - 160 hp	4,831 kg
36	40 - 120 kg	110 - 177 kW	150 - 240 hp	6,381 kg
48	40 - 120 kg	147 - 221 kW	200 - 300 hp	7,751 kg
54	40 - 120 kg	177 - 235 kW	240 - 320 hp	8,631 kg

Number of seed coulters / fertiliser coulters at 16.7 cm	Coulter pressure per seed coulter / fertiliser coulter	Power requirement kW	Power requirement hp	Weight
24 / 12	40 - 120 kg / max. 180 kg	88 - 125 kW	120 - 170 hp	6,091 kg
36 / 18	40 - 120 kg / max. 180 kg	118 - 184 kW	160 - 250 hp	8,881 kg
48 / 24	40 - 120 kg / max. 180 kg	162 - 265 kW	220 - 360 hp	10,101 kg
54 / 27	40 - 120 kg / max. 180 kg	184 - 294 kW	250 - 400 hp	11,161 kg

Standard mulch seed drills





Standard mulch seed drills



Ingenious concept for every situation

The rigid mulch seed drills made by PÖTTINGER have a double row disc harrow or WAVE DISC for soil preparation. The transport width is the same as the working width (3.0 m or 4.0 m).

On folding mulch seed drills made by PÖTTINGER, the three-part configuration ensures perfect ground tracking. The outer elements have plenty of freedom of movement. To achieve a road transport width of 3.0 m, the wing sections of the TERRASEM C models are folded up.

TERRASEM R3 / R4 / C4 / C6 / C8 / C9



Central depth adjustment for the correct working depth

- Infinitely-variable hydraulic depth adjustment of the leading harrow, the first row of discs can be adjusted independently of the second row.
- A scale shows the driver the set working depth of the disc harrow.
- A memory function ensures the same working depth when driving back along the next pass.
- Spring-mounted edging boards are fitted as standard on both sides for a uniform surface finish.



Reliable operation thanks to NONSTOP stone protection

Reliability and durability during operation are ensured by the maintenance-free NONSTOP stone protection system. This system is mounted on rubber elements over 40 mm thick and has been proven over many years in the field.

- The clamping brackets are mounted on a thick-walled box section frame.
- Specially-designed rubber elements between each wide clamping bracket and the box section provide the discs with high penetration power and prevent them from deviating to the side.

Standard mulch seed drills



Universal applications

The TERRASEM universal seed drill can be economically incorporated into any operating sequence, regardless of whether it is deployed for mulch drilling or conventional drilling. These machines deliver precision seed placement thanks to their parallel-guided DUAL DISC coulters with rear depth control press wheels. This configuration ensures unique ground tracking capability and uniform seed placement depth.

Central coulters pressure adjustment between 40 and 120 kg per coulter, high-capacity seed hoppers and intelligent control systems also contribute to the success of the drilling process.

TERRASEM	Working width	Seed hopper volume	Volume with hopper extension	Row spacing
R3	3.00 m	3,000 l	4,000 l	125 mm / 167 mm
R4	4.00 m	3,000 l	4,000 l	125 mm / 167 mm
C4	4.00 m	3,000 l	4,000 l	125 mm / 167 mm
C6	6.00 m	3,000 l	4,000 l	125 mm / 167 mm
C8	8.00 m	4,000 l	5,100 l	125 mm / 167 mm
C9	9.00 m	4,000 l	5,100 l	125 mm / 167 mm

TERRASEM R3 / R4 / C4 / C6 / C8 / C9



Standard TERRASEM models

Rigid models

TERRASEM R3 / R4

Folding models

TERRASEM C4 / C6 / C8 / C9

Seed hopper volume

3,000 litres TERRASEM R3 / R4 / C4 / C6

4,000 litres TERRASEM C8 / C9

Seed hopper volume with optional hopper extension

4,000 litres TERRASEM R3 / R4 / C4 / C6

5,100 litres TERRASEM C8 / C9

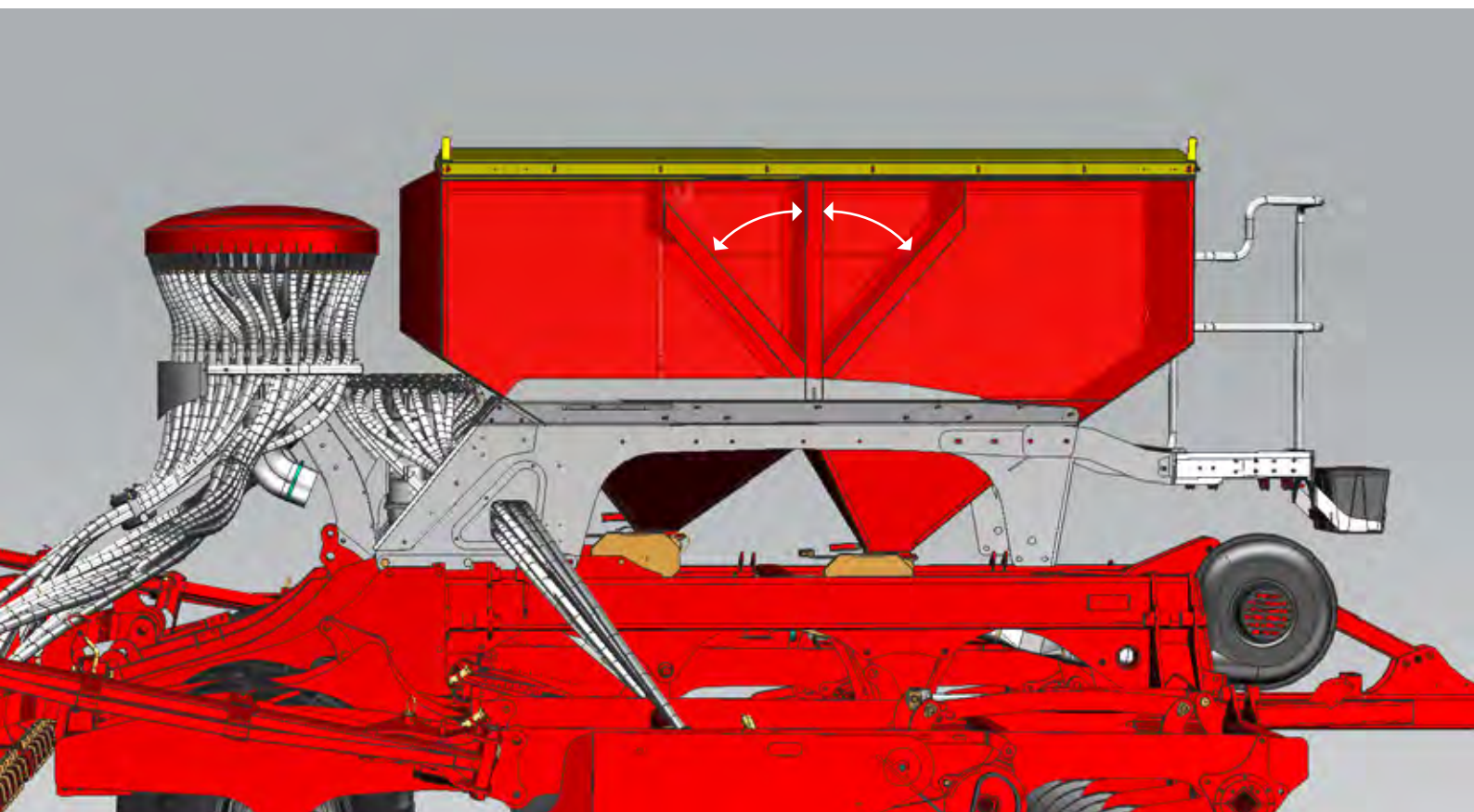
coulters 12.5 cm / 16.7 cm	Pressure per coulter	Power requirement kW	Power requirement hp	Weight
24 / 18	40 – 120 kg	81-125 kW	110-170 hp	4,550 kg
32 / 18	40 – 120 kg	103-147 kW	140-200 hp	5,950 kg
32 / 24	40 – 120 kg	103-147 kW	140-200 hp	6,430 kg
48 / 36	40 – 120 kg	140-220 kW	190-300 hp	8,780 kg
64 / 48	40 – 120 kg	221-294 kW	300-400 hp	10,950 kg
72 / 52	40 – 120 kg	221-294 kW	300-400 hp	12,280 kg

FERTILIZER with direct fertilisation





FERTILIZER with direct fertilisation



For successful drilling

With the TERRASEM FERTILIZER, PÖTTINGER supports the growing trend towards direct fertilisation: In the face of increasing fertiliser prices, new types of fertiliser, fertiliser regulations and environmental legislation, it pays to employ precision fertiliser management in future.

Rapid changeover with divided seed hopper

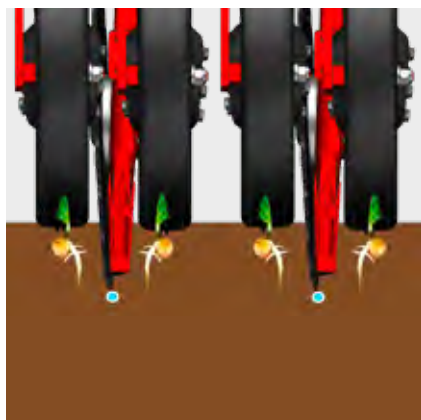
On TERRASEM FERTILIZER machines, the seed hopper is divided into two parts. With a folding partition for seed and fertiliser that can quickly be repositioned from 40:60 to 50:50 or 60:40.

TERRASEM R3 F / R4 F / C4 F / C6 F / C8 F / C9 F



Convenient to use

The side platform automatically folds into the transport position when the wing sections of the drill are folded upwards. On FERTILIZER seed drills, the side access platform is standard.



Simultaneous precision output

Separate metering units and distributors for fertiliser and seed. Simultaneous precision application of fertiliser and seed in a single pass. The fertiliser metering system can also be used for another seed material such as a companion crop for example. The entire operation and monitoring of both systems is integrated into one terminal.

- Fertiliser is placed in a band between each second row of seed.
- Variable placement depth down to 10 cm.
- High coulter pressure and reliable penetration of the single-disc coulter.

FERTILIZER PRO fertiliser coulter for successful sowing

The flat Suffolk coulter point guarantees less soil movement to the side so that deeper penetration of the coulter is possible in hard and dry conditions.

Additional shear bolt protection avoids damage in the event of extreme stress.

Further advantages with the FERTILIZER PRO coulter

- Flat discs with sealed bearings
- 420 mm diameter
- 25 cm or 33 cm row spacing
- Coulter pressure up to 180 kg
- Hydraulic adjustment of fertiliser placement depth
- Plenty of clearance to the side
- Unrestricted soil flow

FERTILIZER with direct fertilisation



Extremely high output with working widths of 3 to 9 metres

Using direct fertilisation allows you to apply fertiliser at the same time as drilling the seed. This enables you to achieve optimum growth conditions during the early phase of seed growth and increase the generative performance of the seed. With the TERRASEM FERTILIZER models from PÖTTINGER, the placement depth of fertiliser and seed can be set individually from the cab.

TERRASEM FERTILIZER	Working width	Seed hopper volume	Volume with hopper extension	Row spacing
R3 F	3.00 m	4,000 l	5,100 l	125 mm / 167 mm
R4 F	4.00 m	4,000 l	5,100 l	125 mm / 167 mm
C4 F	4.00 m	4,000 l	5,100 l	125 mm / 167 mm
C6 F	6.00 m	4,000 l	5,100 l	125 mm / 167 mm
C8 F	8.00 m	4,000 l	5,100 l	125 mm / 167 mm
C9 F	9.00 m	4,000 l	5,100 l	125 mm / 167 mm

TERRASEM R3 F / R4 F / C4 F / C6 F / C8 F / C9 F



TERRASEM FERTILIZER with direct fertilisation

Rigid models

TERRASEM R3 F / R4 F

Folding models

TERRASEM C4 F / C6 F / C8 F / C9 F

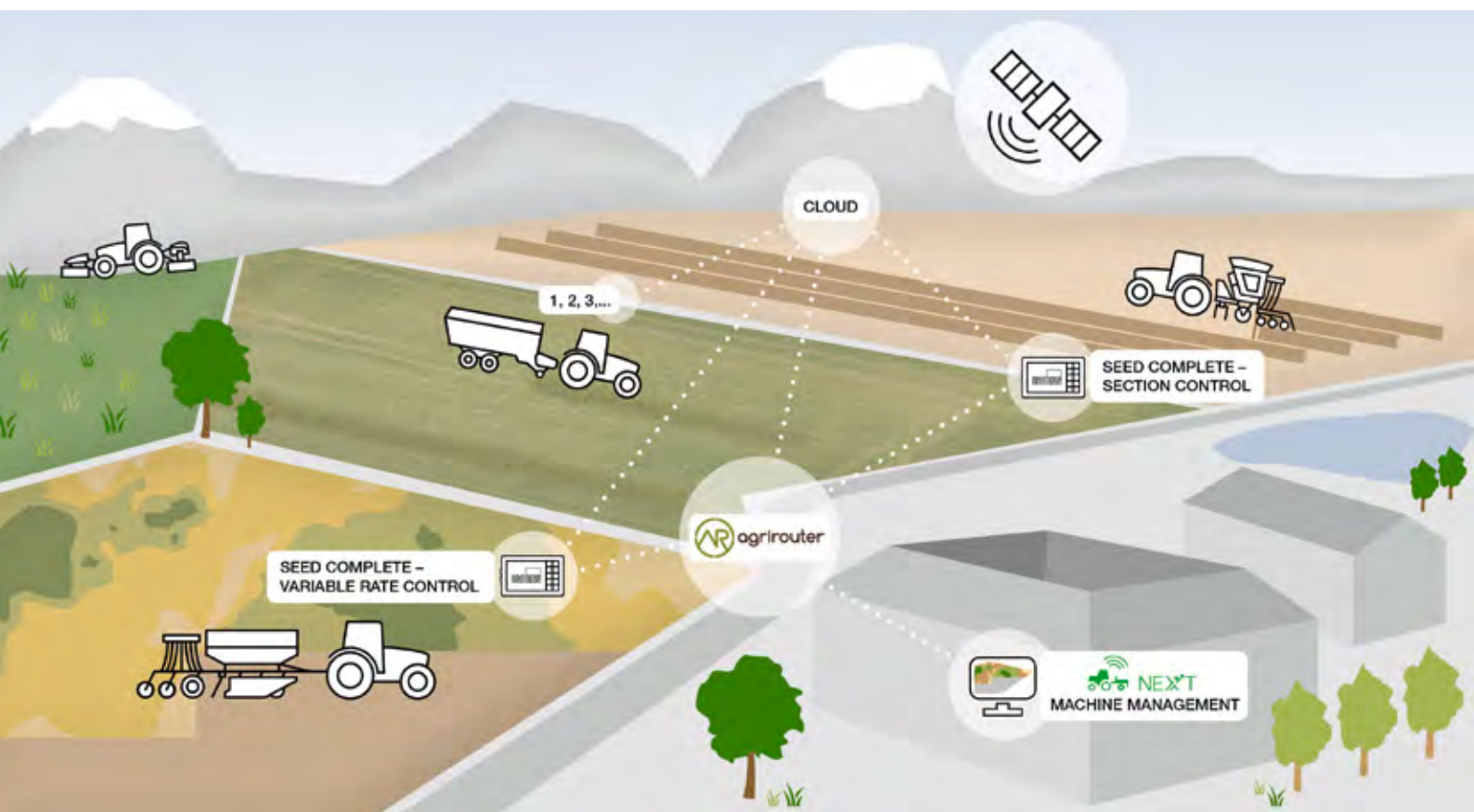
Seed hopper volume

The standard volume of all TERRASEM FERTILIZER models is 4,000 litres.

As an option, a hopper extension can be used to increase the volume to 5,100 litres.

Seed coulters / Fertiliser coulters 12,5 cm / 16,7 cm	Pressure per coulter	Power requirement kW	Power requirement hp	Weight
24 / 12	40 - 120 kg	99-132 kW	135-180 hp	5,725 kg
32 / 16	40 - 120 kg	103-147 kW	140-200 hp	6,150 kg
32 / 16	40 - 120 kg	118-220 kW	160-300 hp	7,750 kg
48 / 24	40 - 120 kg	169-243 kW	230-330 hp	12,284 kg
64 / 32	40 - 120 kg	213-368 kW	290-500 hp	13,850 kg
72 / 36	40 - 120 kg	243-368 kW	330-500 hp	14,816 kg

Our input - your output.



Competence in the digital field makes your daily work easier

At PÖTTINGER, we offer you numerous possibilities in the field of digital agricultural technology that make your everyday work easier so that you can operate more efficiently and conveniently.

For years, our customers have benefited from intelligent control terminals and precision farming solutions for soil and seed, grassland and harvesting technology. Together with PÖTTINGER, being a modern, networked company becomes reality.

Ultimately, it's all about making your job easier and enjoying cost effective benefits through the use of intelligent technologies.

This means more convenience, time and profit.

TERRASEM - electric metering and control functions

- Pre-metering
- Electrical calibration sequence
- Infinitely adjustable seed flowrate adjustment
- Hopper level measurement
- Fan and metering shaft monitoring
- Seed library
- Seed flow sensors (optional)

Digital agricultural technology



Control system and hydraulic functions

An electrical preselect system at the control terminal enables operation of the hydraulic functions.

Straightforward preselect system

- All hydraulic functions performed by one double-acting remote
- Fan drive system supplied by a single-acting remote with return line or load sensing
- Small number of tractor spool valves required



SEED COMPLETE – Precision farming

With SEED COMPLETE, PÖTTINGER offers a tool for your success by optimising the management of your farming operations.

With SECTION CONTROL and RATE CONTROL seed rates are controlled flexibly using application maps so unnecessary overlaps are avoided. Using application maps created previously, you can focus precisely on site specific requirements to generate the highest possible yield.

- Thanks to straightforward data transfer, the actual quantities and areas processed in the field can be transmitted back to the PC in your office at any time
- The variable seed rate is yet another way of optimising yield



Getting the most out of your yield potential

- GPS controlled stop/start at headlands
- Differences in the soil and growth rate within a field can be taken into account during drilling
- Site specific seeds per m² drilling for optimum yield
- Precision application of seed, fertiliser and spray utilising technology leads to savings of up to 5 % on variable costs or up to € 50 / ha

Intelligent control



POWER CONTROL electronic control system

With the POWER CONTROL terminal you can operate all ISOBUS-compatible PÖTTINGER machines. The functions are performed directly at the push of a button without pre-selection or an additional control unit.

- The most important keys are labelled directly with the machine-specific functions. This helps drivers regardless of whether they have used the machine before or not.
- The function keys F1 to F4 can be used to operate additional equipment on your machine.
- The colour display provides at-a-glance information on functions and the operating status of the machine.

TERRASEM seed drills are available with ARTIS or ARTIS PLUS for controlling the hydraulics.

- ARTIS: direct control of three different hydraulic functions, in addition to the fan drive system, three double-acting spool valves are required
- ARTIS PLUS: features hydraulic preselect functions, in addition to the fan drive system, one double-acting spool valve is required



EXPERT 75 ISOBUS terminal

The PÖTTINGER EXPERT 75 ISOBUS terminal offers high flexibility and enables professional operation of all ISOBUS-compatible machines, regardless of brand.

The newly designed terminal has been expanded upwards in terms of ergonomics and intuitiveness and offers a multitude of advantages.

- High quality 5.6" TFT colour touchscreen
- Rugged, stylish synthetic casing
- Convenient single-hand operation, grip bar for secure hold
- Double-row arrangement of command keys on the right
- Straightforward and intuitive user interface
- Edit using keys and touch-screen
- Scroll wheel with confirmation function for direct input and adjustment of set points
- Compact size - does not obstruct field of vision
- Ambient light sensor and back-lit function keys

Digital agricultural technology



CCI 1200 ISOBUS terminal

In addition to the features offered by the POWER CONTROL terminal, this system also enables the control of all ISOBUS machines in your fleet, regardless of manufacturer.

- High quality 12" TFT colour touchscreen
- Straightforward and intuitive user interface
- Horizontal or vertical mounting possible
- Large display for best possible monitoring of machine functions
- Individual layout
- Function pre-select
- Seed library
- Monitor the whole machine
- The basis for SEED COMPLETE

Simultaneous display of multiple applications

- Camera image and machine functions at a glance
- Simultaneous operation of several ISOBUS machines possible



SEED COMPLETE

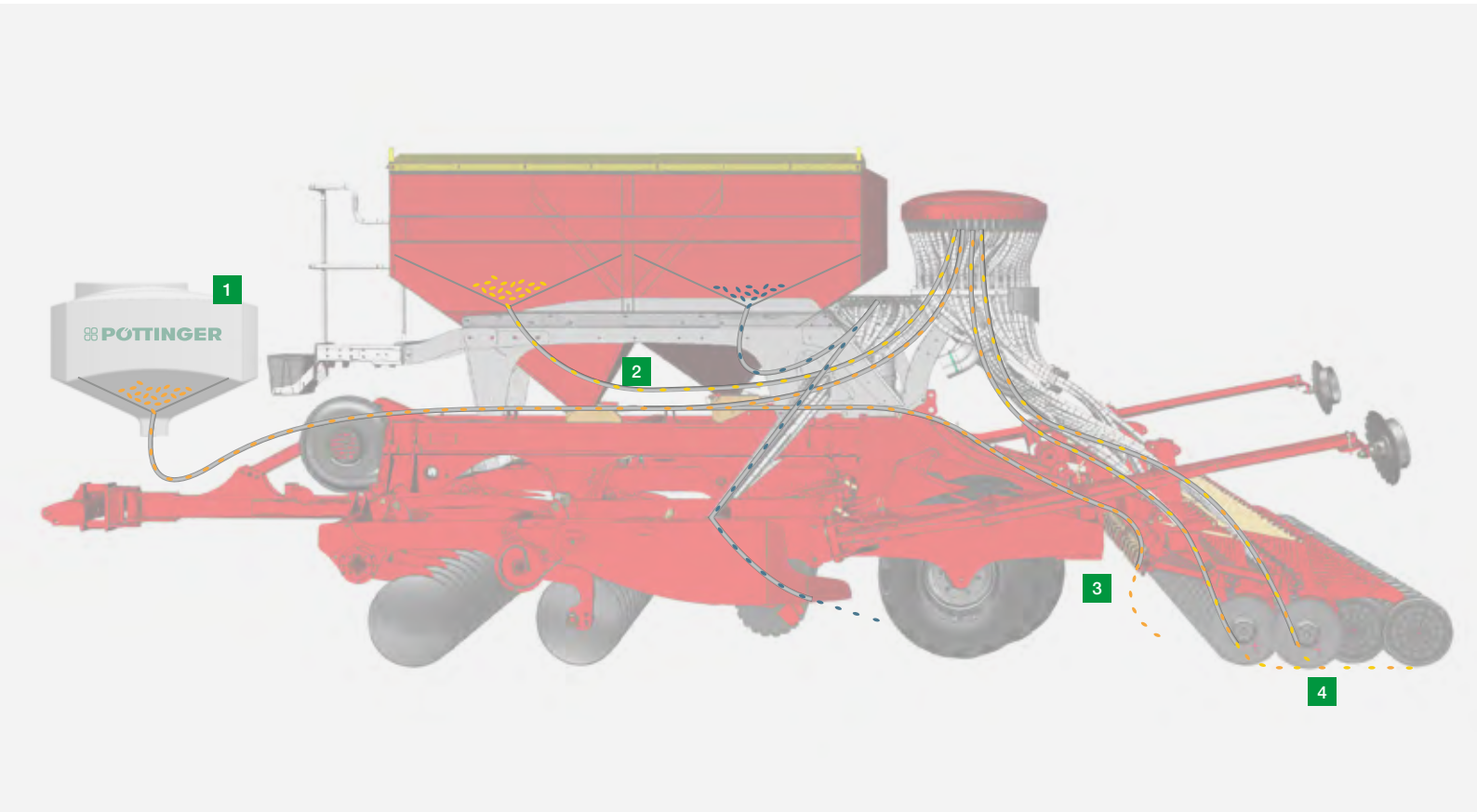
- CCI 1200 ISOBUS terminal in combination with the TC-GEO app (site-specific drilling) and the TC-SC app (section control) is the foundation for modern, data-driven drilling.
- SEED COMPLETE is available with or without an antenna package.

More advantages of SEED COMPLETE

- Increase in yield and cost effectiveness, site-specific seed quantity / m² optimum yield for that particular location
- Take into account the differences in soil quality and yield potential within a field during sowing
- Convenience - takes stress off the driver because seed drill switches on and off automatically
- Increases efficiency and improves the cost effectiveness of the farm; saves resources
- Avoids overlaps and bare areas when drilling seed and fertiliser
- An agrirouter connection is included

Cover crop sowing unit

For more components in the mixture



Additional components in the mixture

The TEGOSEM 500 sowing unit enables additional components to be added to the mixture that is sown using the TERRASEM series. Space-saving, easily accessible using the loading platform, mounted in front of the seed hopper, the pneumatic sowing unit covers a wide range of applications.

Your advantages with TEGOSEM on TERRASEM at a glance:

- Companion crop (such as grass) sown at the same time as drilled crop
- Fertiliser or micro granules can be applied directly by the metering system as contact fertiliser in single shoot process
- Seed distribution is carried out pneumatically by surface application or directly by the TERRASEM metering unit into the seed coulter
- Companion crops can be sown next to cereals along with direct fertilisation


TEGOSEM and TERRASEM working together

	Type of machine	Component	Fan drive system	Position	Hopper volume (litres)	Weight
TEGOSEM 500	All TERRASEM models	Can be retro-fitted	Hydraulic fan drive system	Drawbar	500	116 kg



1 Hydraulic fan drive system and metering system

- Fan speed is adjusted using a flow control valve and hydraulic pressure
- Perfect match of fan speed to each seed type
- 1 pressure line and 1 return
- Pressureless return to hopper recommended
- Two different metering shafts installed as standard to allow the sowing of large and small seeds.



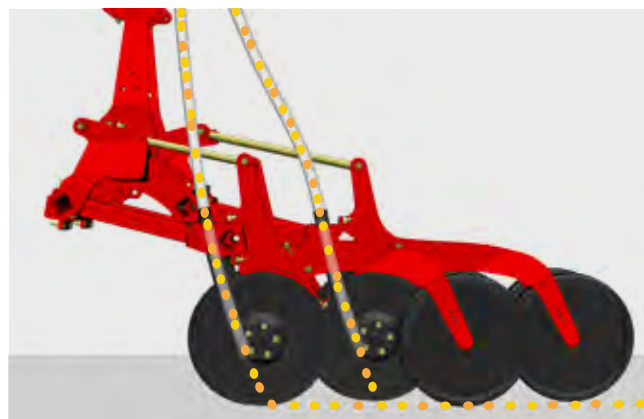
2 Seed flow

- The distributor is set either to distribute on the soil surface using the baffle plate, or as contact fertiliser using the single shoot process
- Distributor flap on each side
- Easy to switch flow direction from the side



3 Distributed by baffle plate


- A baffle plate distributes seed material from eight outlets on the soil surface behind the tyre packer
- Optimum distribution of the seed
- Unaffected by crosswind due to distribution close to the ground



4 Sowing as contact fertiliser with single shoot process

- Feeding the seed directly into the TERRASEM seed stream using a diversion in the metering unit
- Optimum seed placement when depositing two components using the seed coulters
- Seeds cannot segregate inside the hopper

Exact metering for every type of seed



TERRASEM model	Metering wheel 5 Poppy seed, oil seed rape	Metering wheel 7 Oil seed rape	Metering wheel 14 Oil seed rape, phacelia	Metering wheel 28 Phacelia, mustard	Metering wheel 68 Maize, sunflower
R3 / R3 F	□ / □	□ / □	□ / □	□ / □	□ / □
R4 / R4 F	□ / □	□ / □	□ / □	□ / □	□ / □
C4 / C4 CLASSIC	□ / □	□ / □	□ / □	□ / □	□ / □
C4 F / C4 F CLASSIC	□ / □	□ / □	□ / □	□ / □	□ / □
C6 / C6 CLASSIC	□ / □	□ / □	□ / □	□ / □	□ / □
C6 F / C4 F CLASSIC	□ / □	□ / □	□ / □	□ / □	□ / □
C8 / C8 CLASSIC	□ / □	□ / □	□ / □	□ / □	□ / □
C8 F / C8 F CLASSIC	- / -	- / -	- / -	- / -	- / -
C9 / C9 CLASSIC	□ / □	□ / □	□ / □	□ / □	□ / □
C9 F / C9 F CLASSIC	- / -	- / -	- / -	- / -	- / -



TERRASEM model	Dual metering wheel 28 Poppy seed, oil seed rape	Dual metering wheel 56 Phacelia, mustard	Dual metering wheel 136 Maize, sunflower	Dual metering wheel 272 Maize, sunflower	Dual metering wheel 430 Hybrid cereals, fertiliser
C8 / C8 CLASSIC	- / -	- / -	- / -	- / -	- / -
C8 F / C8 F CLASSIC	□ / □	□ / □	□ / □	□ / □	□ / □
C9 / C9 CLASSIC	- / -	- / -	- / -	- / -	- / -
C9 F / C9 F CLASSIC	□ / □	□ / □	□ / □	□ / □	□ / □

Often ordered together



Metering wheel 135
Maize, sunflower

Metering wheel 285
Hybrid cereals

Metering wheel 550
Cereals

Metering wheel 762
Beans, peas,
spelt

□ / □

□ / □

□ / □

□ / □

□ / □

□ / □

□ / □

□ / □

□ / □

□ / □

□ / □

□ / □

□ / □

□ / □

□ / □

□ / □

□ / □

□ / □

□ / □

□ / □

□ / □

□ / □

□ / □

□ / □

□ / □

□ / □

□ / □

□ / □

- / -

- / -

- / -

- / -

□ / □

□ / □

□ / □

□ / □

- / -

- / -

- / -

- / -



Dual metering wheel 830
Cereals, fertiliser

Dual metering wheel 1020
Beans, peas,
fertiliser

- / -

- / -

□ / □

□ / □

- / -

- / -

□ / □

□ / □



Choose metering wheel using PÖTSEM

To help you find the perfect metering wheel for your seed drill, we have developed an online tool: PÖTSEM.

You can use this app to find the best metering wheel in just a few clicks.

■ = Standard, □ = Optional

Accessories



Radar sensor for metering system




Telescopic drawbar



Load sensing fan drive system



Fan dust protection



Seed hopper extension

R3 / R3 F	<input type="checkbox"/> / <input type="checkbox"/>	<input type="checkbox"/> / <input type="checkbox"/>	<input type="checkbox"/> / <input type="checkbox"/>	<input type="checkbox"/> / <input type="checkbox"/>	<input type="checkbox"/> / <input type="checkbox"/>
R4 / R4 F	<input type="checkbox"/> / <input type="checkbox"/>	<input type="checkbox"/> / <input type="checkbox"/>	<input type="checkbox"/> / <input type="checkbox"/>	<input type="checkbox"/> / <input type="checkbox"/>	<input type="checkbox"/> / <input type="checkbox"/>
C4 / C4 CLASSIC	<input type="checkbox"/> / <input type="checkbox"/>	<input type="checkbox"/> / <input type="checkbox"/>	<input type="checkbox"/> / <input type="checkbox"/>	<input type="checkbox"/> / <input type="checkbox"/>	<input type="checkbox"/> / <input type="checkbox"/>
C4 F / C4 F CLASSIC	<input type="checkbox"/> / <input type="checkbox"/>	<input type="checkbox"/> / <input type="checkbox"/>	<input type="checkbox"/> / <input type="checkbox"/>	<input type="checkbox"/> / <input type="checkbox"/>	<input type="checkbox"/> / <input type="checkbox"/>
C6 / C6 CLASSIC	<input type="checkbox"/> / <input type="checkbox"/>	<input type="checkbox"/> / <input type="checkbox"/>	<input type="checkbox"/> / <input type="checkbox"/>	<input type="checkbox"/> / <input type="checkbox"/>	<input type="checkbox"/> / <input type="checkbox"/>
C6 F / C4 F CLASSIC	<input type="checkbox"/> / <input type="checkbox"/>	<input type="checkbox"/> / <input type="checkbox"/>	<input type="checkbox"/> / <input type="checkbox"/>	<input type="checkbox"/> / <input type="checkbox"/>	<input type="checkbox"/> / <input type="checkbox"/>
C8 / C8 CLASSIC	<input type="checkbox"/> / <input type="checkbox"/>	<input type="checkbox"/> / <input type="checkbox"/>	<input type="checkbox"/> / <input type="checkbox"/>	<input type="checkbox"/> / <input type="checkbox"/>	<input type="checkbox"/> / <input type="checkbox"/>
C8F / C8 F CLASSIC	<input type="checkbox"/> / <input type="checkbox"/>	<input type="checkbox"/> / <input type="checkbox"/>	- / -	<input type="checkbox"/> / <input type="checkbox"/>	<input type="checkbox"/> / <input type="checkbox"/>
C9 / C9 CLASSIC	<input type="checkbox"/> / <input type="checkbox"/>	<input type="checkbox"/> / <input type="checkbox"/>	<input type="checkbox"/> / <input type="checkbox"/>	<input type="checkbox"/> / <input type="checkbox"/>	<input type="checkbox"/> / <input type="checkbox"/>
C9 F / C9 F CLASSIC	<input type="checkbox"/> / <input type="checkbox"/>	<input type="checkbox"/> / <input type="checkbox"/>	- / -	<input type="checkbox"/> / <input type="checkbox"/>	<input type="checkbox"/> / <input type="checkbox"/>



Hydraulic auger for seed hopper



Levelling paddles on coulter rail



Symmetrical – asymmetrical tramline switching



Half width switching





Seed flow monitoring

R3 / R3 F	<input type="checkbox"/> / -	<input type="checkbox"/> / <input type="checkbox"/>	<input type="checkbox"/> / <input type="checkbox"/>	- / -	<input type="checkbox"/> / <input type="checkbox"/>
R4 / R4 F	<input type="checkbox"/> / -	<input type="checkbox"/> / <input type="checkbox"/>	<input type="checkbox"/> / <input type="checkbox"/>	<input type="checkbox"/> / <input type="checkbox"/>	<input type="checkbox"/> / <input type="checkbox"/>
C4 / C4 CLASSIC	<input type="checkbox"/> / <input type="checkbox"/>	<input type="checkbox"/> / <input type="checkbox"/>	<input type="checkbox"/> / <input type="checkbox"/>	<input type="checkbox"/> / <input type="checkbox"/>	<input type="checkbox"/> / <input type="checkbox"/>
C4 F / C4 F CLASSIC	- / -	<input type="checkbox"/> / <input type="checkbox"/>	<input type="checkbox"/> / <input type="checkbox"/>	<input type="checkbox"/> / <input type="checkbox"/>	<input type="checkbox"/> / <input type="checkbox"/>
C6 / C6 CLASSIC	<input type="checkbox"/> / <input type="checkbox"/>	<input type="checkbox"/> / <input type="checkbox"/>	<input type="checkbox"/> / <input type="checkbox"/>	<input type="checkbox"/> / <input type="checkbox"/>	<input type="checkbox"/> / <input type="checkbox"/>
C6 F / C4 F CLASSIC	- / -	<input type="checkbox"/> / <input type="checkbox"/>	<input type="checkbox"/> / <input type="checkbox"/>	<input type="checkbox"/> / <input type="checkbox"/>	<input type="checkbox"/> / <input type="checkbox"/>
C8 / C8 CLASSIC	<input type="checkbox"/> / <input type="checkbox"/>	<input type="checkbox"/> / <input type="checkbox"/>	<input type="checkbox"/> / <input type="checkbox"/>	<input type="checkbox"/> / <input type="checkbox"/>	<input type="checkbox"/> / <input type="checkbox"/>
C8F / C8 F CLASSIC	- / -	<input type="checkbox"/> / <input type="checkbox"/>	<input type="checkbox"/> / <input type="checkbox"/>	- / -	<input type="checkbox"/> / <input type="checkbox"/>
C9 / C9 CLASSIC	<input type="checkbox"/> / <input type="checkbox"/>	<input type="checkbox"/> / <input type="checkbox"/>	<input type="checkbox"/> / <input type="checkbox"/>	<input type="checkbox"/> / <input type="checkbox"/>	<input type="checkbox"/> / <input type="checkbox"/>
C9 F / C9 F CLASSIC	- / -	<input type="checkbox"/> / <input type="checkbox"/>	<input type="checkbox"/> / <input type="checkbox"/>	- / -	<input type="checkbox"/> / <input type="checkbox"/>

More equipment options

- Tractor independent PTO-driven hydraulic pump
- Side loading platform
- Special metering wheels
- Scrapers for press wheels
- Scales for calibration

Often ordered together



LED floodlighting package

Tractor track eradicator discs

Spring loaded tractor track eradicators

Front board

Levelling board in front of tyre packer

Bout markers

□/□	□/□	□/□	□/□	□/-	□/□
□/□	□/□	□/□	□/□	□/-	□/□
□/□	□/-	□/□	□/□	□/-	□/□
□/□	□/-	□/□	□/□	-/-	□/□
□/□	□/-	□/□	□/□	□/-	□/□
□/□	□/-	□/□	□/□	-/-	□/□
□/□	□/-	□/□	□/□	□/-	□/□
□/□	□/-	□/□	□/□	-/-	□/□
□/□	□/-	□/□	□/□	□/-	□/□
□/□	□/-	□/□	□/□	-/-	□/□



Tramline bout marker

Distributor insert for row spacing 25 / 37.5 / 50 / 75 cm

Press wheels with metal rims

Jockey wheels

Scrapers for packer wheels

Braking system air brakes / hydraulic brakes

□/□	□ □ □ □	□/□	-/-	□/□	□/□
□/□	□ - □ -	□/□	-/-	□/□	□/□
□/□	□ - □ -	□/□	-/-	□/□	□/□
□/□		□/□	-/-	□/□	□/□
□/□	□ □ □ □	□/□	□/-	□/□	□/□
□/□		□/□	□/-	□/□	□/□
□/□	□ - □ -	□/□	□/-	□/□	□/□
□/□		□/□	□/-	□/□	□/□
□/□	□ □ □ □	□/□	□/-	□/□	□/□
□/□		□/□	□/-	□/□	□/□

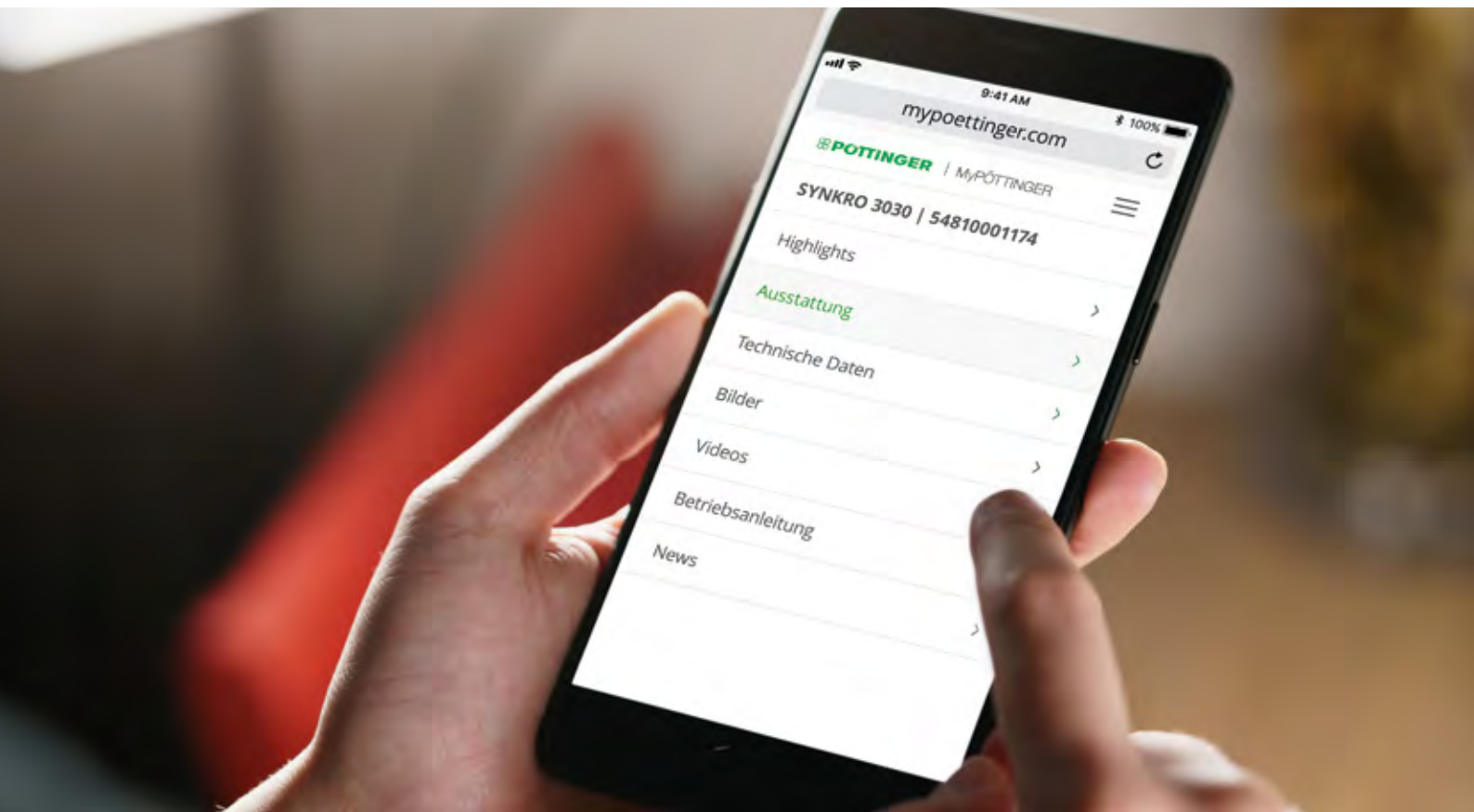
■ = Standard, □ = Optional

Technical data

TERRASEM model	R3 / R3 F	R4 / R4 F	C4 / C4 CLASSIC C4 F / C4 F CLASSIC
Working width	3.0 m	4.0 m	4.0 m
Seed hopper volume	3,000 / 4,000 l	3,000 / 4,000 l	3,000 / 4,000 l
Volume with hopper extension	4,000 / 5,100 l	4,000 / 5,100 l	4,000 / 5,100 l
Number of disc harrow discs	22	30	30
WAVE DISC row spacing	125 mm / 167 mm	125 mm / 167 mm	125 mm / 167 mm
Harrow disc diameter	510 mm	510 mm	510 mm
WAVE DISC diameter	510 mm	510 mm	510 mm
Distributor heads cereals / fertiliser	1 / 1 + 1	1 / 1 + 1	1 / 1 + 1
Number of seed coulters 12.5 cm spacing	24	32	32
Number of fertiliser coulters 12.5 cm spacing	12	16	16
Number of seed coulters 16.7 cm spacing	18	18	24
Number of fertiliser coulters 16.7 cm spacing	9	9	12
Coulter disc diameter	380 mm	380 mm	380 mm
Press wheel diameter	380 mm	380 mm	380 mm
Fertiliser coulter diameter	380 mm	380 mm	380 mm
Seed row spacing	125 mm / 167 mm	125 mm / 167 mm	125 mm / 167 mm
Coulter offset	320 mm	320 mm	320 mm
Pressure per seed coulter	40 - 120 kg	40 - 120 kg	40 - 120 kg
Pressure per fertiliser coulter	max. 180 kg	max. 180 kg	max. 180 kg
Length of machine	7.94 m	7.94 m	7.94 m
Transport width	3.00 m	4.00 m	3.00 m
Transport height	3.00 m	3.00 m	3.00 m
Standard filling height	2.55 m / 2.65 m	2.55 m / 2.65 m	2.55 m / 2.65 m
Optional filling height	2.85 m / 2.95 m	2.85 m / 2.85 m	2.85 m / 2.95 m
Number of packer tyres	6	8	8
Power requirement kW	81-125 / 99-132 kW	103-147 / 103-147 kW	103-147 / 118-220 kW
Power requirement hp	110-170 / 135-180 hp	140-200 / 140-200 hp	140-200 / 160-300 hp
Weight	4,550 / 5,725 kg	5,950 / 6,150 kg	6,430 / 7,750 kg

C6 / C6 CLASSIC C6 F / C6 F CLASSIC	C8 / C8 CLASSIC C8 F / C8 F CLASSIC	C9 / C9 CLASSIC C9 F / C9 F CLASSIC
6.0 m	8.0 m	9.0 m
3,000 / 4,000 l	4,000 / 4,000 l	4,000 / 4,000 l
4,000 / 5,100 l	5,100 / 5,100 l	5,100 / 5,100 l
46	62	70
125 mm / 167 mm	125 mm / 167 mm	125 mm / 167 mm
510 mm	510 mm	510 mm
510 mm	510 mm	510 mm
1 / 1 + 1	2 / 2 + 1	2 / 2 + 1
48	64	72
24	32	36
36	48	54
18	24	27
380 mm	380 mm	380 mm
380 mm	380 mm	380 mm
380 mm	380 mm	380 mm
125 mm / 167 mm	125 mm / 167 mm	125 mm / 167 mm
320 mm	320 mm	320 mm
40 - 120 kg	40 - 120 kg	40 - 120 kg
max. 180 kg	max. 180 kg	max. 180 kg
7.94 m	7.94 m	7.94 m
3.00 m	3.00 m	3.00 m
3.00 m	3.98 m	4.45 m
2.55 m / 2.65 m	2.65 m / 2.95 m	2.65 m / 2.95 m
2.85 m / 2.95 m	2.95 m	2.95 m
12	16	18
140-220 / 169-243 kW	221-294 / 213-368 kW	221-294 / 243-368 kW
190-300 / 230-330 hp	300-400 / 290-500 hp	300-400 / 330-500 hp
8,780 / 12,284 kg	10,950 / 13,850 kg	12,280 / 14,816 kg

All machine information at a glance



MyPÖTTINGER – Simple. Anytime. Anywhere.

For all PÖTTINGER machines 1997 models onwards

We have created MyPÖTTINGER as a tool to provide machine specific information for all machines from year of build 1997 onwards.

Simply scan the QR code on the data plate with your smartphone or tablet or enter your machine number at www.mypoettinger.com.

Your machine goes online

You will immediately receive all the information on your machine.

- Instruction manual
- Optional equipment information
- Brochures
- Photos and videos.

ORIGINAL PARTS



CLASSIC
DURASTAR
DURASTAR PLUS

Rely on the original

PÖTTINGER Original Parts meet the highest demands in terms of functionality, reliability and performance. These are characteristics that PÖTTINGER is committed to delivering.

That is why we manufacture PÖTTINGER Original Parts from the highest quality materials. We ideally match each individual spare part and wear part to your machinery's overall system. This is because different soil and operating conditions often need to be taken into consideration.

We have been listening to our customers and now offer three different lines - CLASSIC, DURASTAR and DURASTAR PLUS - to make sure you have the right part to meet every requirement. Original parts are worth every cent, because know-how cannot be copied.

Your advantages

- Immediate and long-term availability.
- Maximum durability thanks to innovative production processes and the use of the highest quality materials.
- Avoidance of malfunctions due to a perfect fit.
- The best working results thanks to optimum match to the overall system of the machine.
- Save time and costs thanks to longer replacement intervals on wear parts.
- Comprehensive quality testing.
- Ongoing advancement through research and development.
- Worldwide spare parts supply.
- Attractive, competitive prices for all spare parts.

Wear parts

The CLASSIC line is for standard duty applications. With these ORIGINAL INSIDE parts we have defined the benchmark for quality, best price/performance ratio and reliability.

DURASTAR is the innovation on the wear components market - durable, high quality, productive and reliable.

Are you used to putting your machines to work in the most extreme conditions? Then the DURASTAR PLUS line is the right choice for you.



More Success with PÖTTINGER

- A family-owned company since 1871.
Your reliable partner.
- Specialist for tillage, seed drills, hay and harvesting machines
- Future-safe innovation for outstanding working results
- Roots in Austria - at home throughout the world

Efficient drilling for perfect crop emergence

- Seedbed preparation, consolidation and drilling combined in a single machine.
- Universal applications - regardless of whether mulch drilling or conventional drilling.
- Guarantees unique ground tracking capability and uniform seed placement depth.
- Flexibility that is more than worth the investment with IDS - the Intelligent Distribution System.
- Cost effective, extremely versatile and convenient to use.

Ask for more information:

PÖTTINGER Landtechnik GmbH

Industriegelände 1
4710 Grieskirchen
Austria
Phone +43 7248 600-0
info@poettinger.at
www.poettinger.at

Alois PÖTTINGER UK Ltd.

15 St Marks Road, Corby
Northamptonshire,
NN18 8AN
United Kingdom
Phone + 44 1536 272 220
info@pottinger.uk
www.pottinger.uk

POETTINGER Canada Inc.

460 Rue Robinson Sud
Granby, QC, J2G 7N6
Canada
Phone +1 450 372 5595
Fax +1 866 417 1683
info@poettinger.ca
www.poettinger.ca

POETTINGER US, Inc.

393 Pilot Drive
Valparaiso, IN 46383
USA
Phone +1 219 510 5534
Fax + 1 219 707 5412
info@poettinger.us
www.poettinger.us

PÖTTINGER Australia PTY LTD

11 Efficient Drive
Truganina VIC 3029
Australia
Phone +61 3 8353 2770
info@poettinger.com.au
www.poettinger.com.au

POETTINGER Ireland Ltd.

Glenaleamy, Powerstown Road,
Clonmel, Co. Tipperary
Ireland
Phone +353 52 6125766
info@poettinger.ie
www.poettinger.ie

Importer for New Zealand:

Origin Aggroup
PO Box 673, 57 Hautapu Road
Cambridge
New Zealand
Phone +64 7 823 7582
info@originagroup.co.nz
www.originagroup.co.nz

Importer for South Africa:

VALTRAC
Cnr. Water & Buiten Street
9585 Parys
South Africa
Phone +27 56 817 7338 7308
wynn@valtrac.co.za
www.valtrac.co.za