

EUROCAT  
front and rear drum mowers

 **PÖTTINGER**

# Clean cut





Clean cut




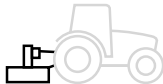


# EUROCAT

## Front and rear drum mowers

Clean mowing is the prerequisite for the highest forage quality. EUROCAT drum-type mowers meet all requirements. Whether it is a particularly heavy crop, a high mole population, changing harvesting methods or large, flat areas, EUROCAT front and rear mowers guarantee first-class cutting quality and high area coverage. The outstanding ground tracking and weight alleviation of our mowers guarantee you clean forage. Something your livestock will appreciate.

### Table of contents

The best forage	4-5
PÖTTINGER mower	6-11
Neat conditioning	12-13
Wildlife and livestock protection	14-15
 Front mowers	16-23
EUROCAT CLASSIC front mowers	18-19
EUROCAT ALPHA MOTION front mowers	20-23
 Rear mowers	24-29
EUROCAT rear mowers with centre pivot mounting	26-29
Accessories / Technical data	30-35
Accessories	30-31
Technical data	32-33
MyPÖTTINGER / ORIGINAL PARTS	34-35

All information on technical data, dimensions, weights, output, etc. and the images shown, are approximate and are not binding. The machines shown do not feature country-specific equipment and may include equipment that is not supplied as standard, or is not available in all regions. Your PÖTTINGER dealership would be pleased to provide you with more information.

# The best forage



## The best forage quality is the basis for your success

High-yield livestock need high quality base forage. Ruminants are fussy about their forage. The quality of the base forage they are given, in other words its energy content, digestibility, odour and taste, determines whether they eat large amounts or not.

What they like most is base forage that is clean and tasty. The amount of concentrates used can be reduced. This cuts forage costs while at the same time improving animal health.

Healthy livestock rewards you with higher fertility, a longer useful life and, crucially, higher milk and meat yields. The bottom line is that you benefit from clean, high quality forage with more profit from your farm business.

## The basis for high quality forage

The foundation stone for high quality base forage is laid by clean harvesting technology. At PÖTTINGER, we stand for forage of the highest standard, and this is assured by all our grassland equipment, beginning with our mowers.



# EUROCAT

## Front and rear drum mowers



### Clean cut

With our EUROCAT drum mowers you set the basis for clean forage thanks to their unique ground tracking.

"Floating cut" technology was developed by PÖTTINGER back in the 1980s. Optimum weight alleviation of the mower units has top priority. Centre pivot mounting with maximum ground tracking, powerful suspension springs or hydraulic cylinders and intelligent kinematics help you harvest quality forage.

### Ease of use with reliability

"We farm about 45 hectares of natural permanent grassland at 900 m above sea level. We wanted to have a lightweight and user-friendly mower. The EUROCAT's good reputation keeps its promise. It's only when you switch on the PTO that some torque is needed. The PLUS height adjustment system is so simple and ingenious that we can adjust the cutting height to match the grass. It's only going to be used if it's easy to use!"

Florian and Patrice Favre  
Farmers  
Le Crêt | Switzerland



# Versatility



## EUROCAT – the mower for all your needs

Whether cutting on level ground or faced with fields containing large mole population, absolute reliability and best forage quality are the ultimate aim in all conditions. That's what our EUROCAT drum mowers have been designed for.

The four equally sized mower drums are the trademark of the EUROCAT mowers. They guarantee not only a clean and tidy cutting pattern but also exceptional crop flow and less likelihood of clogging, even when mowing flattened crop.

Our range of cutting height adjustment systems ensures flexibility for various harvesting methods. Depending on how often you switch between harvesting methods, our front mowers give you the choice of adjusting cutting height either using spacer rings or the convenient central cutting height adjustment system.

## Four equally sized mower drums

Four equally sized mower drums guarantee the best working results in all conditions.

- **Clean and tidy cut:**  
All four drums have the same blade arc circumference. This guarantees a clean and tidy cutting pattern.
- **Unrestricted flow:**  
The large mower drums in the centre allow tremendous clearance. The two central drums also have narrower necks, providing even greater clearance.
- **Perfect ground tracking:**  
Each drum is in contact with the ground over the same area. This equal distribution of pressure ensures perfect ground tracking.



# PÖTTINGER Mower drum



## Flexible cutting height adjustment

### PLUS – Continuously variable cutting height adjustment

The PLUS continuously variable adjustment of the cutting height gives you maximum convenience. The cutting height of all the drums can be adjusted centrally – from 40 mm to 65 mm.

A central adjusting axle inside each mower drum is raised or lowered by turning a threaded bolt. The freely rotating glide discs are attached to this axle.

The adjusting axle itself does not rotate. As a result, the glide discs do not rotate while the mower is raised. This ensures smooth running. The whole adjusting mechanism is lubricated for life. A rubber boot prevents dirt and moisture from entering. Smooth operation of the adjusting mechanism is thus guaranteed even after many years' operation.

The PLUS continuously variable cutting height adjustment is also available as an option for EUROCAT front mowers.

## Spacer rings

On EUROCAT drum mowers without a central height adjustment system, spacer rings between the glide discs and the disc hubs are used to set different cutting heights.

Two 6-mm-thick spacer rings per mower drum are also available as an option. This makes cutting heights of 38 mm / 44 mm / 50 mm possible.

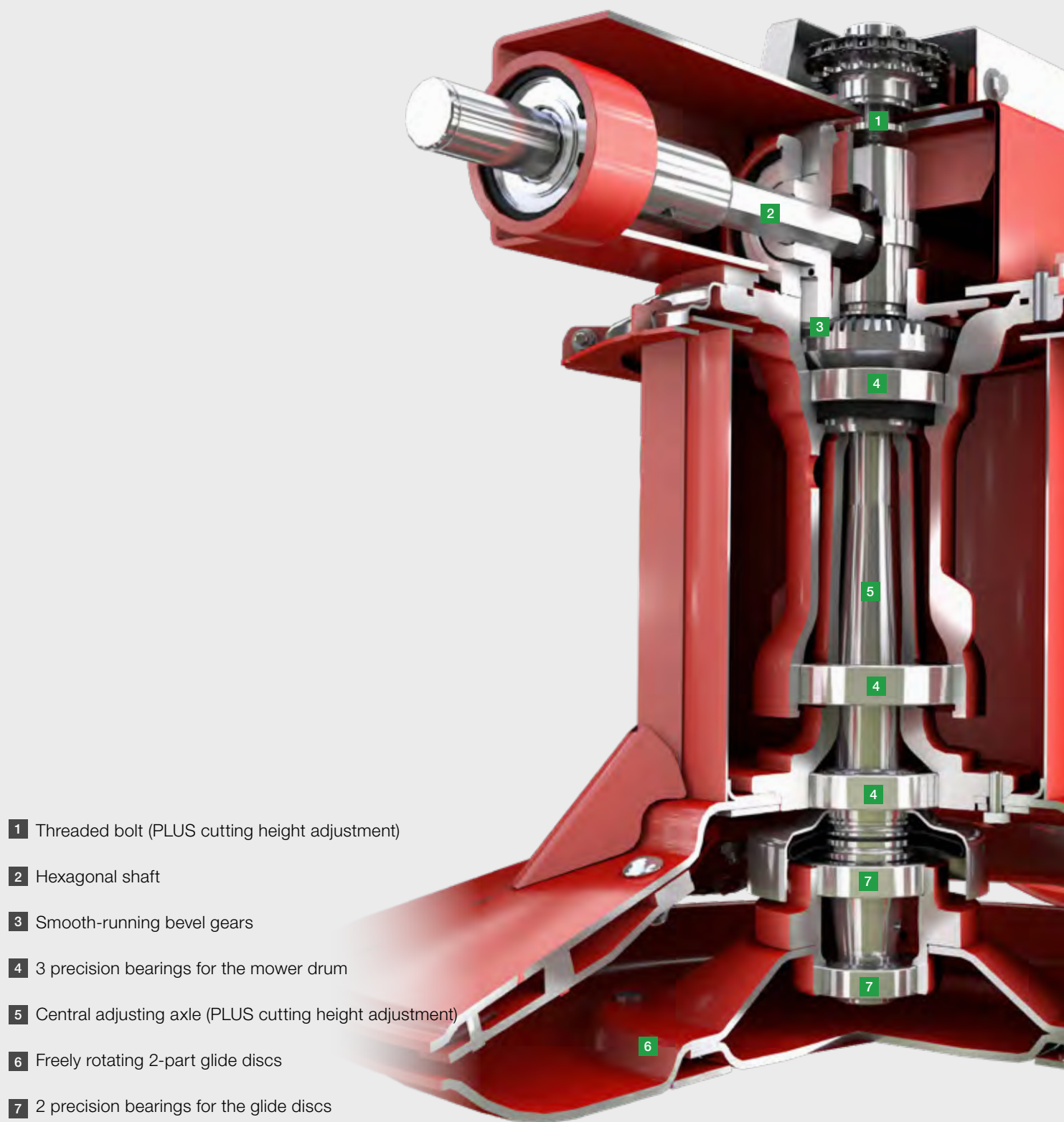
## High cut saucers

On all EUROCAT mowers, high cut saucers can also be used for a higher cut of an additional 20 mm.

On mowers with the PLUS continuously variable cutting height adjustment, cutting heights of up to 85 mm are possible.




# Durability



- 1 Threaded bolt (PLUS cutting height adjustment)
- 2 Hexagonal shaft
- 3 Smooth-running bevel gears
- 4 3 precision bearings for the mower drum
- 5 Central adjusting axle (PLUS cutting height adjustment)
- 6 Freely rotating 2-part glide discs
- 7 2 precision bearings for the glide discs



# PÖTTINGER Mower drum



## Mowers to meet the highest expectations

EUROCAT drum mowers are your reliable partners in forage harvesting.

The PÖTTINGER mower drum is the heart of every EUROCAT mower. It is the perfect combination of the best working results and extreme durability. Its robust construction and the driveline that has already proved its quality for years guarantee absolute reliability for many years.

The entire mower is made only of high quality components. High quality cathodic dip priming and powder coating guarantee elasticity and durability.

### Smooth-running driveline

Two driveshafts and an angular gearbox ensure reliable power transmission. On the front mowers, three V-belts in the driveline protect against overload. The freewheel is integrated into the input gearbox. On our rear mowers, a friction clutch serves as overload protection. The freewheel is located in the side PTO shaft.

Power is transmitted from the hexagonal shaft in the gear beam via the smooth-running bevel gears on the mower drum. The bevel gears and hexagonal shaft run submerged in gear oil. This cuts wear to a minimum and ensures outstanding durability.

### Robust construction

The generously proportioned gear beam features a heavy duty cross-section and is designed to cope with the toughest conditions.

The mower drums are bolted to the gear beam on the outside so removal is easy.

The precision bearings in the hard-wearing cast bearing housing, which is precision-machined at the CNC machining centre, are designed for the toughest conditions.

### Freely rotating glide discs

The glide discs are supplied in two parts and screwed. Replacing them is therefore simple and inexpensive. They have two bearings, which means they can be freely rotated. This not only reduces wear to a minimum but also protects the sward.

# Convenience and equipment



## Making mowing a pleasure

What you take pleasure in, you do well. That's why using machinery that makes the work enjoyable is all the more important. At PÖTTINGER, we therefore place great importance on convenient operation and above all straightforward maintenance.

### Simply low-maintenance

Our engineers have made sure that you can keep your mowing machines in peak condition with a minimum of effort. Long greasing intervals and easily accessible greasing points allow you to make efficient use of harvest time, which is often very short.

The guards fold well and easily away to provide optimum access to the mower drums. Blades can be changed quickly and easily.

## Blade changing in record time

The PÖTTINGER quick-change blade system makes replacing mower blades straightforward and simple. Just press down the spring clip with the blade wrench, remove the old blade and slot in the new one.

A handy blade box on the headstock provides space for replacement blades. The blade tool is always kept on the mower.

The blade is locked securely in place by the spring clip. The blade holders are screwed with the mowing plates and can be changed quickly and easily. In case of localised wear of mowing plates, the blade holders can be displaced.



# PÖTTINGER mower drum



## Customised equipment

We offer a wide range of equipment options for our EUROCAT mowers. You can put your mower together so that it fulfils all your wishes and operational requirements.



## Swathing discs

The large-dimensioned swathing discs place the cut forage in a light and airy swath.

All EUROCAT front mowers without conditioner are fitted with swathing discs as standard. They are also available as an option for the EUROCAT rear mowers.

The swathing discs at each side of the mower can be adjusted individually. This allows you to adapt the swath width flexibly to your needs.



## Additional swathing discs

Additional swathing discs can be fitted for particularly narrow swath placement



## Feed clamp and feed bars

To optimise the conveyor effect with very heavy forage, paddles are fitted to the drum body of the inner two mowing plates as standard. Feed bars are also fitted to the mower drums.

# Clean and tidy conditioning



## Why use a conditioner?

In order to keep the energy content of the crop as high as possible, fast and gentle drying is required.

When mowing with a conditioner, you save one thing above all else: time. The tines or rollers integrated into the mower fold or crimp the crop and place a wide and loose forage carpet, the best prerequisites for a fast drying process.

## The best silage quality

Using a conditioner facilitates the release of cell juice in the clamp. This results in faster pH value reduction. What this means is that the silage reaches a stable state more quickly.

“On high yield forage areas, especially whole crop forage farms, the use of a mower conditioner is definitely recommended because it shortens drying times and improves ensiling properties.”

Alfred Pöllinger  
HBLFA Raumberg Gumpenstein | Research Institute in  
Austria



# EXTRA DRY (ED)



## Rapid and uniform drying: ED tine conditioner

The EXTRA DRY conditioner is a joint development with the Institute of Agricultural Engineering (IMAG-DLO) in Wageningen (Holland) that started in 1997 to prove there is a better way.

V-shaped tines made of hardened steel hit the stalks in the crop and guarantee a continuous flow of forage. The tines are mounted on rubber blocks that are designed to flex. The round, high volume conditioner hood and the adjustable guide vanes enable a loose and airy blanket to be placed. You can adjust the conditioning intensity. Depending on individual requirements, a wide spread blanket or swath formation is possible.

The robust V-belt drive guarantees low weight and a smooth-running drive system

Available for:

EUROCAT 311 ALPHA MOTION PLUS PRO  
EUROCAT 272

## 1 mower – 2 possibilities

With PÖTTINGER you have maximum flexibility. Thanks to the optional quick-change kit the tine conditioner can be easily removed. If you want to work without a conditioning effect, a guard curtain can be fitted instead of a conditioner. That is pure versatility.

### How to quickly transform your mower

- Take off the V-belt
- Fit the conditioner trolley
- Undo the conditioner fastenings
- Remove the conditioner
- Fit guard curtain / alternative conditioner

# Protects wildlife and livestock



## Wildlife in the crop

The timing of the first cut in grassland farming coincides with the fawning season of roe deer and other wild animals. Due to their natural reflex to seek cover, fawns do not run away from danger. This instinctive behaviour makes it especially difficult to spot animals hiding in the grass. It happens over and over again that animals are seriously injured or even killed during mowing.

## Livestock also endangered

If the carcass of a wild animal ends up in the clamp, it will decompose and contaminate the forage. Under anaerobic conditions, bacteria of the species *Clostridium botulinum* produce the neurotoxin botulinum.

Feeding silage contaminated in this way can expose cattle, sheep, horses and poultry to life-threatening botulism.

## Mowers raised

SENSOSAFE is an automated sensor-based assistance system that detects animals; during mowing it enables you to identify fawns and other wild animals hiding in the field during and to save them from getting caught by the mower. You prevent carcasses from contaminating your forage and avoid the risk of your cattle contracting botulism. This system helps you protect wildlife and your livestock at the same time.

A bar with near infrared sensors is mounted in front of the mower. These work independently of daylight and temperature. Unlike thermal imaging cameras, you can rely on SENSOSAFE to work properly in all types of operating conditions.

With SENSOSAFE you do two work steps in one: Mowing and detecting wildlife. No additional time or personnel needed for searching the fields prior to mowing. In addition, you don't need special training or a permit to operate the SENSOSAFE animal detection system.





## SENSOSAFE 300

We developed SENSOSAFE 300 for mowers up to approx. 3 metres wide. The sensor bar is fitted to a mounting frame and utilises the tractor's hydraulics. The sensors send a signal to the SELECT CONTROL terminal tractor cab if anything is detected. The system signals the driver both visually and acoustically.

### Use on rear mowers

When used with a rear mower, SENSOSAFE is mounted on the front linkage. This gives the driver plenty of time to stop the tractor and raise the mower.

### Use on front mowers

When used with a front mower, the system scans the next pass. For this, the SENSOSAFE sensor bar can be mounted either on the front or rear linkage.

## “Easy to use and very reliable in detecting animals”

“On the pilot farms at INNOVATION FARM Wieselburg, the performance of SENSOSAFE has completely convinced us of its reliability. An average triggering probability of 92% was recorded across all test variants. In normal conditions, reliable detection is possible at any (technically reasonable) driving speed. In extreme conditions (crop height of 60 cm or more), mowing speed needs to be limited to around 10 kph to reliably detect and rescue animals.”

INNOVATION FARM Wieselburg | Austria  
Field tested spring 2020

For more details, see our SENSOSAFE brochure.



## Front mounted mowers









# The lightweight



## Lightweight at the front

Our EUROCAT CLASSIC front mounted mowers ensure that your mowing is smooth running and cost effective.

The EUROCAT CLASSIC series is the ideal mix of low weight and the highest strength. You can safely use these mowers in all types of conditions.

The EUROCAT CLASSIC models are available with working widths of 2.70 m / 3.05 m.

## The low-fuel generation

Minimum weight was the main priority when designing the CLASSIC generation of front mowers. The compact construction of the headstock and the implementation of lightweight pressed components make it ideal for small tractors. That helps you save fuel.




# EUROCAT 271 / 311 CLASSIC



## Short headstock

The trademark of this front mower is the short headstock. The centre of gravity is now very close to the tractor, making it easy to use even with small tractors. This enables excellent handling when used on steep ground.

To prevent the PTO shaft angling too sharply, the gearbox can be mounted in two positions, depending on the size of the tractor.



## Perfect ground tracking

Gimbals in the guide arms of the mower unit guarantee multi-dimensional and smooth freedom of movement.

### **+/- 8° arc of movement**

The arc of movement of +/- 8 degrees allows the mower to float precisely over all undulations in the ground. Centring springs in the headstock stabilise the mower deck when lifted.

Telescopic top links ensure ground tracking on the longitudinal axis

## Rapid response weight alleviation springs

Two powerful tension springs between the mower headstock and the tractor mounting ensure a uniform ground pressure over the whole width of the mower unit.

The chain length can be used to quickly optimise ground pressure. Ideally, this is approx. 150 kg and results in:

- Perfect cut and clean forage
- Minimal wear and power requirement
- Perfect steering of the tractor especially on steep ground.

## Change fields without leaving the cab

For safe road transport, the side guards are folded upwards. Hydraulic folding is available if required. That makes things more convenient for you.

Adjustable stabiliser springs inside the headstock keep the mower centred for smooth driving on the road.

Warning signs and road lights are optional.

# Ultimate ground tracking



## Simply tidy mowing

Best adaptation to any ground contour, which is a bold claim. ALPHA MOTION is our answer.

What counts is a neat and tidy mowing pattern and the best forage for your livestock. Our EUROCAT ALPHA MOTION front mowers tick all the boxes.

Smaller fields with bumps or large areas where you want to accelerate: you will always leave a neatly mown crop behind you, laying the foundation for quality forage.

The EUROCAT ALPHA MOTION models are available with a working width of 3.05 m.

## Unique ground tracking

ALPHA MOTION trailed front technology is characterised by the sophisticated kinematics of the active support frame. Compared to other mounting systems, not only do the guide arms respond to every undulation of the terrain, but also the mounting frame itself.

As a result, the mower drums incline upwards over bumps and slant downwards into dips. The result: clean forage. You also benefit from a consistent cutting height, which leads to uniform growth and ultimately to higher yield for you.



# EUROCAT 311 ALPHA MOTION

## The right model for everyone

Depending on your requirements, the field-proven EUROCAT ALPHA MOTION is available with two different headstocks. The ALPHA MOTION MASTER and the ALPHA MOTION PRO. On both models the centre of gravity is close to the tractor in all working positions. You mow smoother as a result.



### ALPHA MOTION MASTER

The EUROCAT ALPHA MOTION MASTER front mower impresses with its extremely compact design with three-point headstock. It's 34 cm closer to the tractor than the ALPHA MOTION PRO.

This means that more weight rests on the tractor's rear axle and handling is improved. In addition, the mower is lighter and can be used with no difficulty by lighter 3- and 4-cylinder tractors. This helps you save fuel.

A conditioner is not available on this model.



### ALPHA MOTION PRO

The EUROCAT ALPHA MOTION PRO front mower offers maximum operating convenience along with the first-class ground tracking you expect from our machinery.

- The three-point linkage ensures easy attachment to any size of tractor.
- The front guard folds up using just one lever and enables optimum access to the mower drums for cleaning and blade changing.
- The headstock cover is easy to remove. This enables easy adjustment of the suspension springs.
- A central greasing point on the headstock makes servicing easier.

You can use the EUROCAT ALPHA MOTION PRO models without conditioner, with swath doors or in combination with an ED tine conditioner.

# The ultimate headstock



## Excellent inclination adjustment

The active supporting frame and link rods guide the front mower over every undulation. This unit reacts fast as lightning: the mower drums rise to float over each bump and glide down into each dip. The mower moves virtually on a vertical plane, minimising telescoping of the PTO shaft and greatly reducing dynamic stress.

- EUROCAT ALPHA MOTION PRO:  $-9^{\circ} / +12^{\circ}$
- EUROCAT ALPHA MOTION MASTER:  $-7^{\circ} / +13^{\circ}$

## Large-sized suspension springs

Two large suspension springs are integrated into the headstock. These react quickly to any bump in the ground, which means that weight alleviation remains virtually the same over the mower's entire working distance. This ensures uniform pressure on the ground of approx. 150 kg and protects your soil in the best possible way. Faster speeds are possible without raising the mower drums.





# EUROCAT 311 ALPHA MOTION



## Transverse movement

ALPHA MOTION stands for three-dimensional ground tracking with tremendous freedom of movement. Gimbals in the guide arms enable unique  $\pm 16^\circ$  of transverse movement.



## Always the right mounting height

Both our MASTER and our PRO models have a correct mounting indicator fitted to the right-hand side of the headstock. This is clearly visible from the driver's seat.

Correctly positioning the front hitch guarantees perfect ground tracking and uniform ground pressure over the mower's entire working distance.

## High lifting clearance

High ground clearance of up to 35 cm at the headland and in the transport position guarantee that you can drive over swaths without damaging them and facilitate transport of the mower on bumpy tracks.

When driving on roads you can also raise the mower even higher using the tractor's front linkage. When you next use the mower, the indicator on the headstock helps you to find the right height clearance for the front hitch.

## Narrow headstock

You have a perfect view of the mowing area from the driver's seat. Because the headstock is narrow and slopes away from the tractor it aligns perfectly with the engine hood/bonnet.

## Rear mounted mowers









# You can rely on the “floating cut”



## Centre pivot mounting for optimised ground tracking

Perfect ground tracking with low pressure on the ground – that's the hallmark of our EUROCAT rear mowers with centre pivot mounting.

The EUROCAT rear mounted mowers are available with working widths of 2.70 m / 3.05 m.

As an option, you can fit an ED tine conditioner to the EUROCAT 272 if required.

## Floating cut

Since the mid-80s, our mower developments have focussed on the “floating cut”.

The mower drums on the EUROCAT rear mowers are supported evenly over the entire cutting width. Your mower floats over any ground contour. The mowed crop remains clean and you also save fuel thanks to the reduced power requirement.

Due to the uniform cutting height, you benefit from optimum growth and ultimately from higher yields.





## Adaptable centre pivot mounting

The wide  $\pm 22.5^\circ$  arc of movement enables easy mowing on rough ground and embankments.



## Effective weight alleviation

Hydraulic weight alleviation provides uniform ground pressure over the whole cutting width. The pressure exerted on the ground by the mower drums can be infinitely adjusted depending on the ground conditions and whether a conditioner or swath formers are fitted. Simply read the pressure gauge to see the ground pressure.



## Maximum ground clearance

The 50 cm high ground clearance guarantee you are able to drive over swaths without damaging them and facilitates manoeuvring around obstacles with ease.



## Stabiliser cylinder

During lifting, the mower unit is steadied by a stabiliser cylinder. This prevents the unit from swaying and makes it easier to drive over swaths and offers greater stability during transport.

# EUROCAT rear mowers excel in the details



EUROCAT rear mowers take the worry out of it. Before you start you benefit from effortless attachment, while work is in progress the perfect ground tracking ensures that you enjoy mowing and after the job is finished, you can bring your mower home safely.



## Variable mounting


Thanks to the adjustable mounting pins, these mowers can be hitched up to a wide range of tractor types quickly and easily. As a result you make full use of the whole mowing width. Practical PTO shaft holder makes hitching up easier.



## Hydraulic lower linkage arm


The hydraulic lower linkage arm makes it easy for you to hitch up without having to adjust the linkage struts on the tractor. You also benefit from the right weight alleviation and optimum ground clearance at the headland.





## Reliable driveline

All drive elements are robust and large dimensioned. Two driveshafts and an angular gearbox ensure reliable power transmission. Exceptional smooth running is guaranteed. A friction clutch and freewheel provide optimum protection. The gears run submerged in gear oil and are maintenance free.



## Collision safety device

If the mower meets any obstacles, it can swing backwards through 15°. As a result your machinery is reliably protected against serious damage. The triggering pressure is adjustable. A hydraulic collision safety device is also available as an option.



## Space saving parking


With the optional parking stands they can be parked in the smallest of spaces.



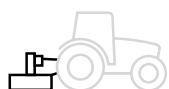
## Practical transport position

The cutter bar is raised using double-acting spool valves. A low transport height is achieved by folding the mower through 115°. The centre of gravity is on the tractor's centreline and the driver has a clear view to the rear in both side mirrors. This ensures a pleasant driving experience.

# Accessories



	Hydraulic folding side guard	Swathing discs left / right	Additional swathing discs
EUROCAT 271 CLASSIC	<input type="checkbox"/>	■	<input type="checkbox"/>
EUROCAT 311 CLASSIC	<input type="checkbox"/>	■	<input type="checkbox"/>
EUROCAT 311 PLUS CLASSIC	<input type="checkbox"/>	■	<input type="checkbox"/>
EUROCAT 311 ALPHA MOTION MASTER	<input type="checkbox"/>	■	<input type="checkbox"/>
EUROCAT 311 ALPHA MOTION PRO	<input type="checkbox"/>	■	<input type="checkbox"/>
EUROCAT 311 ALPHA MOTION PLUS MASTER	<input type="checkbox"/>	■	<input type="checkbox"/>
EUROCAT 311 ALPHA MOTION PLUS PRO	<input type="checkbox"/>	■	<input type="checkbox"/>
EUROCAT 311 ALPHA MOTION PLUS ED PRO	<input type="checkbox"/>	–	–




EUROCAT 272	<input type="checkbox"/>	<input type="checkbox"/>	<input type="checkbox"/>
EUROCAT 272 ED	<input type="checkbox"/>	–	–
EUROCAT 312	<input type="checkbox"/>	<input type="checkbox"/>	<input type="checkbox"/>

## EUROCAT 272 / 312

- Hydraulic collision safety device



Often ordered together



**Continuously variable  
cutting height  
adjustment**

**Spacer rings  
+ 6 / 12 mm**

**High cut saucers  
+ 20 mm**

**Conditioner trolley**

**Parking stands**

**Marker boards  
and lighting**

-	<input type="checkbox"/>	<input type="checkbox"/>	-	-	<input type="checkbox"/>
-	<input type="checkbox"/>	<input type="checkbox"/>	-	-	<input type="checkbox"/>
■	-	<input type="checkbox"/>	-	-	<input type="checkbox"/>
-	<input type="checkbox"/>	<input type="checkbox"/>	-	-	<input type="checkbox"/>
-	<input type="checkbox"/>	<input type="checkbox"/>	-	-	<input type="checkbox"/>
■	-	<input type="checkbox"/>	-	-	<input type="checkbox"/>
■	-	<input type="checkbox"/>	-	-	<input type="checkbox"/>
■	-	<input type="checkbox"/>	<input type="checkbox"/>	-	<input type="checkbox"/>

-	<input type="checkbox"/>	<input type="checkbox"/>	-	<input type="checkbox"/>	■
-	<input type="checkbox"/>	<input type="checkbox"/>	<input type="checkbox"/>	<input type="checkbox"/>	■
-	<input type="checkbox"/>	<input type="checkbox"/>	-	<input type="checkbox"/>	■

**Configure your own machine.**

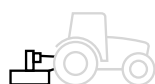
■ = Standard, □ = Option

# Technical data



## EUROCAT front mowers

	Working width	Mounting	Tractor PTO speed	Hectares per hour
EUROCAT 271 CLASSIC	2.70 m	A-frame mounting	1000 rpm	2.7 ha/h
EUROCAT 311 CLASSIC	3.05 m	A-frame mounting	1000 rpm	3.2 ha/h
EUROCAT 311 PLUS CLASSIC	3.05 m	A-frame mounting	1000 rpm	3.2 ha/h
EUROCAT 311 ALPHA MOTION MASTER	3.05 m	Cat. 2 / Width 2	1000 rpm	3.2 ha/h
EUROCAT 311 ALPHA MOTION PRO	3.05 m	Cat. 2 / Width 2	1000 rpm	3.2 ha/h
EUROCAT 311 ALPHA MOTION PLUS MASTER	3.05 m	Cat. 2 / Width 2	1000 rpm	3.2 ha/h
EUROCAT 311 ALPHA MOTION PLUS PRO	3.05 m	Cat. 2 / Width 2	1000 rpm	3.2 ha/h
EUROCAT 311 ALPHA MOTION PLUS ED PRO	3.05 m	Cat. 2 / Width 2	1000 rpm	3.2 ha/h



## EUROCAT rear mowers

EUROCAT 272	2.70 m	Cat. 2 / Width 2 Cat. 3 / Width 3	1000 rpm	2.70 ha/h
EUROCAT 272 ED	2.70 m	Cat. 3 / Width 3	1000 rpm	2.70 ha/h
EUROCAT 312	3.05 m	Cat. 3 / Width 3	1000 rpm	3.20 ha/h



# EUROCAT

## Front and rear mowers

Power requirement from	Placement width without swathing discs	Placement width 2 / 4 swathing discs	Transport width / height	Weight
55 hp	–	1.40 m / 0.90 m	2.65 m	785 kg
60 hp	–	1.40 m / 1.00 m	3.00 m	865 kg
60 hp	–	1.40 m / 1.00 m	3.00 m	925 kg
60 hp	–	1.40 m / 1.00 m	3.00 m	1025 kg
60 hp	–	1.40 m / 1.00 m	3.00 m	1045 kg
60 hp	–	1.40 m / 1.00 m	3.00 m	1065 kg
60 hp	–	1.40 m / 1.00 m	3.00 m	1085 kg
70 hp	1.90 m - 2.70 m	–	3.00 m	1285 kg
70 hp	1.80 m	1.40 m / 0.90 m	3.60 m	1030 kg
70 hp	1.20 m - 1.60 m	–	3.60 m	1290 kg
80 hp	2.20 m	1.80 m / 1.40 m	3.80 m	1090 kg



MyPÖTTINGER – it's easy. Anytime. Anywhere.

NEW STARTING 17/11/2021

## Benefit from numerous advantages

MyPÖTTINGER is our customer portal that provides you with key information about your PÖTTINGER machines.

Get specific information and useful tips on your PÖTTINGER machines in "My machines". And find out more about the PÖTTINGER product range.

## My machines

Add your PÖTTINGER machinery to "My machines" and assign a name. You will receive valuable information such as: useful tips on your machine, operating instructions, spare parts lists, maintenance information, as well as all the technical details and documentation.

## Info on the product range

MyPÖTTINGER provides you with machine-specific information for all machines built starting 1997.

Scan the QR code on the machine's data plate with a smartphone or tablet or go to [www.mypottinger.com](http://www.mypottinger.com) and enter the machine number from the comfort of your own home. You will immediately receive all the information on your machine, such as: instruction manuals, equipment options information, brochures, photos and videos.



# ORIGINAL PARTS



CLASSIC  
**DURASTAR**  
**DURASTAR PLUS**

## Rely on the original

PÖTTINGER Original Parts meet the highest demands in terms of functionality, reliability and performance. These are characteristics that PÖTTINGER is committed to delivering.

That is why we manufacture PÖTTINGER Original Parts from the highest quality materials. We ideally match each individual spare part and wear part to your machinery's overall system. This is because different soil and operating conditions often need to be taken into consideration.

We have been listening to our customers and now offer three different lines - CLASSIC, DURASTAR and DURASTAR PLUS - to make sure you have the right part to meet every requirement. Original parts are worth every cent, because know-how cannot be copied.

## Your advantages

- Immediate and long-term availability.
- Maximum durability thanks to innovative production processes and the use of the highest quality materials.
- Avoidance of malfunctions due to a perfect fit.
- The best working results thanks to optimum match to the overall system of the machine.
- Save time and costs thanks to longer replacement intervals on wear parts.
- Comprehensive quality testing.
- Ongoing advancement through research and development.
- Worldwide spare parts supply.
- Attractive, competitive prices for all spare parts.

## Wear parts

The CLASSIC line is for standard duty applications. With these ORIGINAL INSIDE parts we have defined the benchmark for quality, best price/performance ratio and reliability.

DURASTAR is the innovation on the wear components market - durable, high quality, productive and reliable.

Are you used to putting your machines to work in the most extreme conditions? Then the DURASTAR PLUS line is the right choice for you.



## More Success with PÖTTINGER

- A family-owned company since 1871  
Your reliable partner
- Specialist for arable and grassland
- Future-safe innovation for outstanding working results
- Roots in Austria - at home throughout the world

## You can rely on our PÖTTINGER drum mowers

- Best forage thanks to perfect ground tracking
- A clean cut – even in difficult conditions
- High quality design of strong and reliable mowers
- Straightforward and comfortable operation

## Ask for more information:

### **PÖTTINGER Landtechnik GmbH**

Industriegelände 1  
4710 Grieskirchen  
Austria  
Phone +43 7248 600-0  
info@poettinger.at  
www.poettinger.at

### **Alois PÖTTINGER UK Ltd.**

15 St Marks Road, Corby  
Northamptonshire,  
NN18 8AN  
United Kingdom  
Phone + 44 1536 272 220  
info@pottinger.uk  
www.pottinger.uk

### **POETTINGER Canada Inc.**

460 Rue Robinson Sud  
Granby, QC, J2G 7N6  
Canada  
Phone +1 450 372 5595  
Fax +1 866 417 1683  
info@poettinger.ca  
www.poettinger.ca

### **POETTINGER US, Inc.**

393 Pilot Drive  
Valparaiso, IN 46383  
USA  
Phone +1 219 510 5534  
Fax + 1 219 707 5412  
info@poettinger.us  
www.poettinger.us

### **PÖTTINGER Australia PTY LTD**

11 Efficient Drive  
Truganina VIC 3029  
Australia  
Phone +61 3 8353 2770  
info@poettinger.com.au  
www.poettinger.com.au

### **POETTINGER Ireland Ltd.**

Glenaleamy, Powerstown Road,  
Clonmel, Co. Tipperary  
Ireland  
Phone +353 52 6125766  
info@poettinger.ie  
www.poettinger.ie

### **Importer for New Zealand:**

**Origin Agroup**  
PO Box 673, 57 Hautapu Road  
Cambridge  
New Zealand  
Phone +64 7 823 7582  
info@originagroup.co.nz  
www.originagroup.co.nz

### **Importer for South Africa:**

**VALTRAC**  
Cnr. Water & Buiten Street  
9585 Parys  
South Africa  
Phone +27 56 817 7338 7308  
wynn@valtrac.co.za  
www.valtrac.co.za