

NOVADISC / NOVACAT  
Mower combinations

 **PÖTTINGER**

# Fantastic cut





Fantastic cut



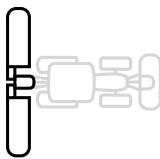
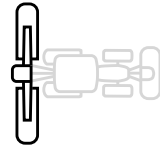
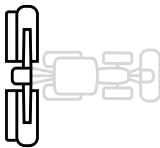


# NOVADISC / NOVACAT

## Mower combinations

Careful mowing is the cornerstone for high quality forage. PÖTTINGER mower combinations deliver the best ground tracking and low disintegration losses so you benefit from the highest output and cost effectiveness. The high level of user convenience, ingenious details, wide range of applications, strength and first-class cutting quality make these mower combinations one of the most productive in their class.

### Contents

	<b>The best forage</b>	4-5
	<b>PÖTTINGER cutter bars</b>	6-11
	<b>Neat conditioning</b>	12-13
	<b>Wildlife and livestock protection</b>	14-15
	<b>Mower combinations with side pivot mounting</b>	16-21
	NOVADISC 732, 812, 902	18-21
	<b>Mower combinations with centre pivot mounting</b>	22-35
	NOVACAT S10, S12	24-27
	NOVACAT X8	28-31
	NOVACAT A9, A10	32-35
	<b>Swath merging</b>	36-45
	CROSS FLOW	38-41
	COLLECTOR	42-45
	<b>Digital agricultural technology</b>	46-49
	<b>Accessories / Technical data</b>	50-55
	Accessories	50-51
	Technical data	52-53
	MyPÖTTINGER / ORIGINAL PARTS	54-55

All information on technical data, dimensions, weights, output, etc. and the images shown, are approximate and are not binding. The machines shown do not feature country-specific equipment and may include equipment that is not supplied as standard, or is not available in all regions. Your PÖTTINGER dealership would be pleased to provide you with more information.



# The best forage



## The best forage quality is the basis for your success

High-yield livestock need a high quality basic ration. Ruminants are fussy about their forage. The quality of their basic ration is made up of energy content, digestibility, odour and taste and determines whether they eat large amounts of it.

What they like most is basic ration that is clean and tasty. The amount of concentrates used can be reduced. This cuts forage costs while at the same time improving animal health.

Healthy livestock reward you with higher fertility, a longer useful life and, crucially, higher milk and meat yields. The bottom line is that you benefit from clean, high quality forage with more profit from your farm business.

## The basis for high quality forage

The foundation stone for high quality basic ration is laid by clean harvesting technology. At PÖTTINGER, we stand for forage of the highest standard, and this is assured by all our grassland equipment, beginning with our mowers.



# NOVADISC / NOVACAT

## Mower combinations



### Fantastic cut

With our NOVADISC and NOVACAT mower combinations you set the basis for clean forage. Excellent cutting quality is achieved through unique ground tracking whilst providing maximum output.

"Floating cut" technology was developed by PÖTTINGER back in the 1980s. Optimum weight alleviation of the mower units has top priority. Centre pivot or side pivot mounting with maximum ground tracking, powerful suspension springs or hydraulic cylinders and intelligent kinematics help you harvest quality forage.

### Top performance, even on steep slopes

Large fields and steep terrain are the main challenges at the Priewasser farm in the Innviertel, Upper Austria. Here, the NOVADISC 902 proves equal to the task with its low weight, high output and large overlap with the front mower.

"In our terrain, the overlap of half a meter each side on our Novacat 301 Alpha Motion Master front mower is key."

Markus Priewasser  
Farmer  
Höhhart | Austria

# Clean and tidy cut



## PÖTTINGER cutter bars – quality made in Austria

What counts is the best quality cut, and that is why the PÖTTINGER cutter bar was developed.

These cutter bars are proven thousands of times in the field and are at the heart of every disc mower made by PÖTTINGER. The sole responsibility of the cutter bar is to ensure a clean cut. They are developed and built at the company's main plant in Grieskirchen – a quality product made in Austria.

Many PÖTTINGER employees are farmers themselves, so they know exactly what counts in a mower: first class cutting quality, smooth operation and strength.

The extremely flat welded cutter bar with clamped mower blades ticks all these boxes. It delivers clean forage, cut for cut – throughout the mower's service life.

## Sleek and dynamic design

The PÖTTINGER cutter bar features an impressively sleek and dynamic design. The 4 cm high cutter bar guarantees optimum crop flow. Due to its 28 cm width, the cutter bar delivers the best ground tracking which is ideal for achieving a first class cut.

## Clean forage

The streamlined leading edge of the cutter bar allows the soil to flow underneath, separating it cleanly from the crop. Cleaning paddles prevent dirt from accumulating on the upper surface. The rounded disc surfaces improve the conveyor effect across the cutter bar.



# PÖTTINGER cutter bars



## Welded construction

All of cutter bar's advantages are thanks to its compact sleek design and its precision welded construction. This guarantees supreme robustness while maintaining compactness.

Another advantage of the welded cutter bar is that the gear oil remains permanently where it should be – in the gearbox. Even after years of use, the cutter bar remains tight, so there are no oil leaks.

## Clamped blades – for a tidy mowing pattern


The clamped mower blades create a tidy mowing pattern. They rotate very close to the surface of the cutter bar and the counter blade. This guarantees clean and tidy cutting even in damp and muddy conditions.

The blades are locked securely in place by powerful spring clips. What is more, they are easy to change. The blade pin is bolted to the mower disc and can be inexpensively replaced if need be. The counter knife is also clamped in place, so it is easy to replace.

The optimised overlap of blade paths ensures a clean and uniform mowing pattern.

- 1 Integrated cleaning paddles
- 2 Clamped counter knife
- 3 Clamped quick change mower blades

# Durable



## For a long life

When harvesting forage, what counts is sturdy machinery you can depend on. At PÖTTINGER we use only high quality components in the manufacture of our mowers. Ingenious details make the NOVADISC and NOVACAT disc mowers uniquely reliable. So that you can begin every forage harvest trouble free for years to come.

It starts with the cutter bar: This is made from the best quality steel. The metal plates are laser-cut and robot-welded with the greatest precision.

The extremely hard-wearing PÖTTINGER driveline is at work inside the robust cutter bar. The unique TRI DRIVE drive concept is designed to ensure maximum service life.

High quality cathodic dip priming and powder coating guarantee elasticity and durability. Featuring eye-catching colours and a modern design, you are sure to enjoy working with these machines that retain their value.

## TRI DRIVE concept

The driveline in the PÖTTINGER cutter bar is famed for its toughness and durability.

### 3 teeth are always in contact

The spur gear driveline runs in a straight path with virtually the same sized gears. On the gears there are always three teeth in contact with each other – this ensures optimum power transmission. Moreover, there is less stress on the individual gears in the event of stone impact.



The specially ground surface of the gears submerged in gear oil ensures smooth running. This reduces the noise level considerably.

- Gear set 39/50
- Gear height 17.5 mm




# PÖTTINGER cutter bars



## Practical modular design

Bevel gears and bearings can be removed as a single unit. The idler gears are also easily removed through the openings - it couldn't be easier!

The bearing flange and fittings are reliably protected by rubber o-ring seals. This prevents dirt or dust from entering the gearbox. It also avoids oil leakage.




## Heavy-duty bearings

The stub shafts of the individual mower drums have heavy-duty bearings. Durable, twin race taper bearings with a bearing spacing of 60 mm are extremely stress-resistant. Shock loads are absorbed effortlessly.

### Bolted stub shafts

The high-strength stub shafts are bolted to the gears. Each of the parts can easily be replaced if required.

- 1 Shaft stub
- 2 Tapered bearing
- 3 Bearing flange
- 4 Spur pinion



## Smooth-running driveline

A standout feature of our mowers is their supremely smooth running. The NOVACAT series features a friction-locked drive train directly to the first mower disc. Cardan shafts provide a stress-free link between the angular gearbox and the cutter bar.

Our NOVADISC mowers are driven by V-belts tensioned by a back tension idler to deliver reliable and smooth power transmission. An angular gearbox behind the first mower disc then transmits the power to the cutter bar.

On all mowers, a freewheel is integrated into the driveline.



## HEAVY DUTY cutter bars

An additional cutter bar reinforcement is optional for especially stony areas. (Standard on NOVACAT 402 / 442)

# Convenience and equipment



## Making mowing a pleasure

What you enjoy, you do well. That's why using machinery that makes the work enjoyable is all the more important. At PÖTTINGER, we therefore place great importance on convenient operation and above all straightforward maintenance.

### Simply low-maintenance

Our engineers have made sure that you can keep your mowing machines in peak condition with a minimum of effort. Long greasing intervals and easily accessible greasing points allow you to make efficient use of harvest time, which is often very short.

The guards fold well and easily away to provide optimum access to the cutter bar. Blades can be changed quickly and easily.

## Blade changing in record time

The PÖTTINGER quick-change blade system makes replacing mower blades straightforward and simple. Just press down the spring clip with the blade wrench and replace the blade.

A handy blade box on the headstock provides space for replacement blades. The blade tool is always kept on the mower.

The blade is locked securely in place by the spring clip. The blade pin is bolted to the mower disc. This can be replaced cost-effectively if required.



# PÖTTINGER cutter bars



## Customised equipment

We offer a large number of optional extras to meet your individual requirements.

### Feed cones

The aggressive shape of the feed cone keeps the crop flowing. In addition, swath doors can be fitted.



### Wear resistant skids

Wide skids made from hardened boron steel to resist impact and prevent the build-up of soil.

Because the underside of the cutter bar is smooth with contoured glide bars inside and outside, it protects the sward even when cornering.

As an option, you can fit additional wear skids to protect the underside of the cutter bar. The bolted skids can be easily changed if required.

### High cut skids

Optional high cut skids can be mounted to increase the cutting height from 50 to 120 mm. Their large radius and wide surface area make them especially wear resistant. In addition, the sward is conserved as a result.

- High cut skid + 20 mm, the universal skid especially for stony soil
- High cut skid + 40 mm, especially for whole crop
- High cut skids also for both outer skids

### Swathing discs

As an option for our mower combinations without conditioner, swathing discs are available for the inside or outside of each mowing unit.

The generously dimensioned, individually adjustable swathing discs place the forage loose and light in a swath that is the width you need.

Additional swath formers are available for even narrower swath placement.

# Clean and tidy conditioning



## Why use a conditioner?

In order to keep the energy content of the crop as high as possible, fast and gentle drying is required.

When mowing with a conditioner, you save one thing above all else: time. The tines or rollers integrated into the mower fold or crimp the crop and place a wide and loose forage carpet, the best prerequisites for a fast drying process.

## The best silage quality

Using a conditioner facilitates the release of cell juice in the clamp. This results in faster pH value reduction. What this means is that the silage reaches a stable state more quickly.

## 1 mower – 3 possibilities

Thanks to the optional quick-change kit both the tine-type and roller conditioners can be easily removed. You can switch between the tine and roller conditioner depending on the working conditions. If you want to work without a conditioning effect, a guard curtain can be fitted. That is pure versatility.

## How to quickly transform your mower

- Take off the V-belt
- Fit the conditioner trolley
- Undo the conditioner fastenings
- Remove the conditioner
- Fit guard curtain / alternative conditioner



# EXTRA DRY (ED) / ROLLER CONDITIONER BELT (RCB)



## Rapid and uniform drying: ED tine conditioner

The EXTRA DRY conditioner is a joint development with the Institute of Agricultural Engineering (IMAG-DLO) in Wageningen (Holland) that started in 1997 to prove there is better way.

V-shaped tines made of hardened steel hit the stalks in the crop and guarantee a continuous flow of forage. The tines are mounted on rubber blocks that are designed to flex. The round, high volume conditioner hood and the adjustable guide vanes enable a loose and airy blanket to be placed. You can adjust the conditioning intensity. Depending on individual requirements, a wide spread blanket or swath formation is possible.

The robust V-belt drive guarantees low weight and a smooth-running drive system.

Available for:

NOVACAT X8  
NOVACAT A9 / A10

## Careful and effective: RCB roller conditioner

The RCB roller conditioner is especially suitable for alfalfa and clovers due to its precision conditioning capabilities. The rollers inter-mesh to uniformly crimp the stalks and produce a uniform blanket of forage. You can adjust the roller spacing and conditioner pressure easily. Both rollers are driven for maximum output. The toothed belt drive system is low maintenance and protected against dirt ingress.

Available for:

NOVACAT X8  
NOVACAT A9 / A10

# Protects wildlife and livestock



## Wildlife in the crop

The timing of the first cut in grassland farming coincides with the fawning season of roe deer and other wild animals. Due to their natural reflex to seek cover, fawns do not run away from danger. This instinctive behaviour makes it especially difficult to spot animals hiding in the grass. It happens over and over again that animals are seriously injured or even killed during mowing.

## Livestock also endangered

If the carcass of a wild animal ends up in the clamp, it will decompose and contaminate the forage. Under anaerobic conditions, bacteria of the species *Clostridium botulinum* produce the neurotoxin botulinum.

Feeding silage contaminated in this way can expose cattle, sheep, horses and poultry to life-threatening botulism.

## Mowers raised

SENSOSAFE is an automated sensor-based assistance system that detects animals; during mowing it enables you to identify fawns and other wild animals hiding in the field and to save them from getting caught by the mower. You prevent carcasses from contaminating your forage and avoid the risk of your cattle contracting botulism. This system helps you protect wildlife and your livestock at the same time.

A bar with near infrared sensors is mounted in front of the mower. These work independently of daylight and temperature. Unlike thermal imaging cameras, you can rely on SENSOSAFE to work properly in all types of operating conditions.

With SENSOSAFE you complete two tasks work in one: Mowing and detecting wildlife. No additional time or personnel needed for searching the fields prior to mowing. What's more, you don't need special training or a permit to operate the SENSOSAFE system.





## Tailor-made for your farm

### SENSOSAFE

The sensor bar is mounted directly on the front mower. If the sensors detect an animal, the mower's hydraulics system automatically raises the front mower. In addition, it sends a signal to the tractor cab so that the driver can stop the tractor.

SENSOSAFE ALPHA MOTION is available as an option for NOVACAT ALPHA MOTION MASTER and PRO mowers.

### SENSOSAFE 1000

On the SENSOSAFE 1000, the sensor bar is fitted to a mounting frame and utilises the front hitch hydraulics. The sensors send a signal to the tractor cab if anything is detected. This gives the driver plenty of time to stop the tractor and raise the mower.

This solution is manufacturer-independent and can be used with your existing mower.

SENSOSAFE 1000 is designed for mower combinations between 8 and 10 metres wide.

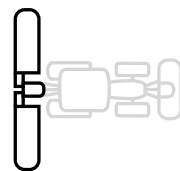
For more details, see our SENSOSAFE brochure.



## Mower combinations with side pivot mounting









## The smooth runners





## Lightweight and smooth running

The NOVADISC mower combinations offer high strength for the lowest weight. NOVADISC mowers are the lightest in their class. This allows you to operate them with small tractors starting from 85 hp. This means you save fuel and mow smoothly.

The mowers are available with working widths of 7.24 m / 8.08 m / 8.92 m and have an overlap of 52 cm on each side when teamed up with a 3.04 m wide front mower. This means you can mow without feathering on slopes and corners.



## Ground conservation mowing

### Unique weight alleviation springs

Two suspension springs on each cutter bar ensure uniform weight alleviation of the entire mower. The pressure acting on the ground can be adjusted in three steps without the need for tools. The unique kinematics ensure that the cutter bar applies the same pressure to the ground over the entire width. This enables you to keep wear and power requirements as low as possible.


### NOVADISC lifting system

The mower is lowered so that the outer end of the cutter bar contacts the ground first. At the headland, the inside end is lifted first. That is how your sward is perfectly protected.

## Able to adapt

The wide + 22° / - 30° arc of movement enables easy mowing on rough ground and embankments. Mowing up to + 45° by lifting the interlock latch is possible for short periods.

# The smooth runners



## Practical

The mower is raised using a single-acting hydraulic connection on each side. With the optional pre-select circuit, you only need one remote. You can choose between parallel or individual lifting systems.

## Protected against damage

The mechanical collision safety device provides a swing arc of approx. 12°. Damage to your mower is thus avoided in the event of a collision. After it has been triggered, simply reverse the machine a short distance to engage the cutter bar again.



## Convenient maintenance

The guards fold away to provide optimum access to the cutter bar. This makes it possible to clean the machine thoroughly and change blades quickly and easily.

## For your safety

The guard curtains are made from especially tough material to reliably catch stones and soil. This ensures the greatest possible protection for you, your tractor and your surroundings.



# NOVADISC 732 / 812 / 902



## Long service life

The cutter bar is mounted from both ends which protects it against twisting. As a result, the gears and bearings are subjected to less stress to guarantee smooth operation and a long service life.



## Cutter bar without inside shoe

A key feature is the lightweight cutter bar without inside shoe. The driveline enters the cutter bar behind the first mower disc. This means you can mow into corners and over rough ground no problem.

The compact driveline and drive belt tension regulated by a back tension idler ensure robust and reliable power transmission.



## Safe road transport

A mechanical safety interlock provides the necessary safety during road transport. The outer guards can be folded inwards to reduce transport height. This can also be done hydraulically as an option. LED lighting is standard equipment.



## Space saving parking

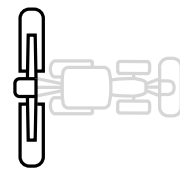
For especially compact storage, the mower can be parked on optional parking stands. The practical PTO shaft holder makes hitching up easier. The PTO shaft lubrication interval has been increased to 150 hours. The PTO shafts are easily accessible and easy to maintain.



## Mower combinations with centre pivot mounting









## The fuel savers





## Maximum output and cost effectiveness

With the NOVACAT S mower combinations, PÖTTINGER sets new standards in terms of high output and efficiency. The NOVACAT S12 is the largest mounted mower combination available on the market. It gives you a full working width of 11.20m with a power requirement of just 160 hp and the lowest fuel consumption. For the NOVACAT S10, tractors starting at 130 hp are all that is needed.

NOVACAT X8 NOVACAT 301		NOVACAT S12 NOVACAT 351	
8.30 m		11.20 m	
		+35 %	
9.9 ha/hr		12.4 ha/hr	
		+25 %	
2.70 l/ha		2.04 l/ha	
		-25 %	



### 25% higher output

### 25% less diesel

Despite an impressive working width of 11.20 m, you can operate the NOVACAT S12 tractor mower combination with a 160 hp tractor. As a result you can achieve an output of up to 13 ha/h with a very low fuel consumption averaging just 2 l/ha. In the field,\* this means up to 25% more output with 25% lower diesel consumption and lower investment costs.

(\*Tractors: 118 kW / 160 hp, test area: 80 ha)

### High mowing quality at high output

"Low forage contamination is just as important to me as performance, so that I can mow and harvest my forage at the right time.

When the NOVACAT S12 was first launched, we immediately bought one of the first. We are impressed by the working width, mowing quality, strength and above all the low fuel consumption. Its output is enormous."

Hansjörg Batzer  
Full-time farmer  
Allgäu | Germany

**Potential savings: -700 l diesel / 1,000 ha**

# The fuel savers



## Perfect ground tracking

The centre pivot mounting on the cutter bars provides a travel of  $\pm 22.5^\circ$  for perfect ground tracking.

## Hydraulic weight alleviation

At the same time, infinitely adjustable hydraulic weight alleviation ensures optimum ground contact pressure across the entire mowing width. This "floating cut" guarantees excellent ground and crop protection. Pressure on the ground is displayed on a pressure gauge.



## Optimising mowing width for maximum output

Two mounting positions of the two mower units at the rear ensure you can always set up the optimum working width in coordination with the front mower. When used with a 3 m or 3.5 m wide front mower, an overlap of 44 cm is ensured with either.

## Safe at work

The hydraulic rear folding system includes a hydraulic collision safety device. If the mower meets any obstacles, it can fold back to the rear. The mower is pivoted back into the working position by activating the remote valve.



# NOVACAT S10 / S12



## High lifting clearance at headland

At the headland, ground clearance is 50 cm. During lifting, the cutter bar is steadied by a stabiliser cylinder. This makes it easier to drive over swaths and offers greater stability during transport.



## No oscillation at the headland

The two mower units are each stabilised by a small cylinder. These prevent oscillation and also avoid the PTO shafts from rattling.



## Straightforward operation

The system is operated conveniently from the tractor seat. Only one double-acting remote with float position is required. Individual lifting of the two mower units and the transport position can be preselected using toggle switches.



## Compact during transport

For transport, the mower can be folded backwards. The front guards then automatically fold up hydraulically. This gives you a narrow transport width of only 2.20 m and a high ground clearance during transport. The whole mower is visible in the mirror from the tractor seat. Lighting is standard equipment.



## The versatile all-rounder





## Proven high output technology

Our NOVACAT X8 mower combination is an ingenious all-rounder. This mower can be used as front/rear-mounted combinations or in a reverse drive push configuration. Your key to cost effective high output mowing.

The mower combination has a working width of 8.30 m and can be used together with a front mower with a working width of 3 m.



## Flexible applications

### Front-mounted/rear-mounted combinations

As a front/rear combination, optimum weight distribution and best performance on slopes are guaranteed. The front-mounted mower can be used independently of the two side mowers.

### Reverse drive

Implementing the whole combination in reverse drive mode provides the best overview of all mowers. In addition, this ensures high manoeuvrability for small fields.

## Expectations exceeded

"PAP Agroprodservice farming business consists of 40,000 hectares, as well as 2 million poultry, 115,000 pigs and 1,000 cows. The number of cattle is going to be increased in future. That is why we decided to go for the NOVACAT X8 mower combination. The performance of this mower has exceeded all our expectations. We have appreciated the quality of PÖTTINGER machines for many years."

Chaikivskyi Vitalii Adamovych  
Ternopil region | Ukraine

# The versatile all-rounder



## Counter-spring weight alleviation (standard)

Two powerful springs on each mower unit guarantee a "floating cut" and ensure effective weight alleviation over the whole width of the cutter bar. The pressure the cutter bar exerts on the ground can be adjusted quickly in six positions without the need for tools.



## Hydraulic weight alleviation (optional)

The pressure exerted on the ground can be set quickly and easily at the control terminal with this optional hydraulic function. Standard on NOVACAT X8 COLLECTOR.



## Hydraulic collision safety device

If the mower impacts an obstacle the mower unit can fold back and is brought back automatically into the working position. No extra spool valve is needed for this.



## No oscillation at the headland

The two mower units are each stabilised by a spring. This prevents oscillation. In addition, the drive train runs in a straight path.



# NOVACAT X8



## High versatility

For the NOVACAT X8 either an ED tine conditioner or an RCB roller conditioner is available as an option.

The tried-and-tested COLLECTOR swath merging system is also available as an option.



## Straightforward operation

The system is operated conveniently from the tractor seat. Individual lifting of the two mower units and the transport position can be preselected using toggle switches. As an option the NOVACAT X8 can also be fitted with an ISOBUS function and a power beyond hydraulics package.



## Compact during transport

Both side mowers are folded up for road transport. The mechanical transport interlock is operated hydraulically. No rope lanyard is required. The transport width of 3 m is not exceeded. Hydraulic folding side guards are optional on the NOVACAT front mower and combination so you can get ready for transport without leaving the tractor cab. Lighting is standard equipment.



## Space-saving parking

For especially compact storage, the mower can be parked on optional parking stands.



## The high performance mowers





## The high performance mowers

With the NOVACAT A mower combinations, we at PÖTTINGER combine high output with intelligent technology. Best possible ground tracking, optimum use of the mowing width and maximum reliability are the standout features of these mowers.



### Optimising the mowing width

On the NOVACAT A9, a working width of 8.92 m or 9.18 m can be set with 2 mounting positions. The clear width between the two mower units is either 2.00 m or 2.26 m.

### Hydraulic side shift

On the NOVACAT A10, hydraulic cylinders integrated into the booms shift the cutter bars sideways by up to 370 mm. As a result, sufficient overlap with the front mower can be achieved in every situation. The cutting width and mower unit overlap can be optimised on the move for working on slopes, while cornering and on flat areas. The NOVACAT A10 is available with a headstock to match 3 m or 3.5 m front mowers. This makes mowing widths of up to 9.62 m and 10.02 m possible.


### Floating cut

Optimised ground tracking to protect the sward is a key quality standard at PÖTTINGER. Hydraulic weight alleviation is used to adjust the pressure acting on the ground quickly and easily.

### Automatic ground pressure adjustment

Automatic adjustment is available as an option on the NOVACAT A10. The ground contact pressure adapts automatically to the working width and ensures a constant contact pressure of the cutter bar even on bumpy ground. Optimum hydraulic weight alleviation guarantees soil conservation and the best forage quality. It also ensures a considerable reduction in wear and fuel consumption costs.

# The high performance mowers



## Extended service life thanks to Y DRIVE

The patented Y DRIVE input gearbox features an output shaft on the opposite side. This has the advantage that longer standard PTO shafts can be used with less of an angle in operation. The result: Smooth running coupled with improved performance and a longer service life.

Overload protection (1) and freewheel (2) located on gearbox. Integrated fan blades (3) cool the gearbox during operation.



## Robust technology – long service life

The heavy duty boom design offers a wide bearing spacing, which carries the cutter bar and provides the optimum in support. The cutter bar is mounted from both ends which protects it against twisting. The gears and bearings are subjected to less stress as a result. This ensures smoother running and a long service life.



## NONSTOP LIFT hydraulic collision safety device protects the mower

NONSTOP LIFT is an innovative technology that offers the best protection to the cutter bar. The mower efficiently avoids obstacles by folding backwards and at the same time raising the boom. This prevents damage to the mower unit even at higher speeds.



## No oscillation at the headland

High ground clearance of up to 55 cm at the headland guarantees that you can drive over swaths without damaging them and facilitates manoeuvring around obstacles. The two mower units are each stabilised by a small cylinder. These prevent oscillation and also avoid the PTO shafts from rattling.



# NOVACAT A9 / A10



## Maximum flexibility during operation

The two mower combinations are also available with ED tine-type conditioners and with RCB roller conditioners. As options for the NOVACAT A10 we also offer the proven COLLECTOR cross conveyor belt and the CROSS FLOW auger for swath merging. The right combination for every situation.




## Straightforward maintenance management

Enhanced maintenance management with notifications displayed on the control terminal depending on the operating hours is standard. Great convenience.

An optional electric greasing pump ensures optimum and continuous greasing of all greasing points (except PTO shafts).

Available as an option for NOVACAT A10 ED and A10 RCB.



## Great convenience

We take ease of maintenance seriously. The retractable front guard provides clear access to the cutter bar. This makes it easy to change blades. When attaching and detaching the mower combination, the retractable front guard provides plenty of space between the tractor tyres and the mower.



## Transport height under 4 m

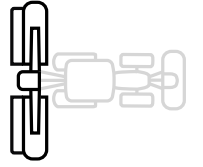
For road transport, the mower is folded upwards hydraulically and then locked securely in the transport position by a hydraulic interlock system. Hydraulic side guard folding is available as an option, to achieve a transport height below 4 m with a ground clearance of 270 mm with no need to leave the tractor cab. Integrated parking stands are provided as standard for parking the machine when not in use. Lighting is standard equipment.



## Swath merging









## Swath merging without a conditioner





## Swath merging without a conditioner

CROSS FLOW is a cost effective system for merging swaths. A cross flow auger is integrated in the mower unit to deposit the forage in the way you want it to be: Either merged as a swath, spread over the working width of the rear mower or as a wide swath to the side.

CROSS FLOW works without a conditioner and is characterised by its light tare weight.

CROSS FLOW is available for NOVACAT A10.



## Cost effectiveness

CROSS FLOW works without a conditioner and is characterised by its light tare weight compared to conventional swath merging systems. This not only conserves the soil, but also saves fuel: In comparison to the cross conveyor belt system, with CROSS FLOW 20% less power is required.

## Maximum output

The auger has a diameter of 500 mm and is installed at a slight angle in the mower unit. This ensures optimum throughput. Even large volume crops and whole plant silage are placed in a tidy swath at a high output. Scraper bars on the rear panel of the auger ensure blockage-free operation with a wide variety of forage conditions.

## The best forage

Dispensing with the conditioner means that your forage is handled with minimum impact.

Thanks to the closed trough shape, the forage is transported directly from the sward to the swath. Dirt ingress is reduced to a minimum.

In addition, disintegration losses are avoided. This provides optimum conditions for the best possible processing of plants that are rich in energy.

You can use the CROSS FLOW system in a variety of ways, both in grassland and for whole plant silage.

# Swath merging without a conditioner



## Enjoy maximum flexibility

### Convenience

For even more convenience, the rear flap can be opened hydraulically from the comfort of the tractor seat as standard. This makes the system ideal for flexible applications.

The CROSS FLOW system is versatile in the range of applications that it offers to make your working day in the field a great deal easier.



### Quicker drying

If you are looking for a light conditioning effect, then this innovative solution is your answer. With the rear flap open, the cross flow auger turns the crop as it flows through to accelerate the drying of the forage.

### Intelligent mowing

When mowing along the field boundary, the cross flow auger can transport the crop to the inside. This is done with the rear flap closed. This ensures that your forage remains inside the field boundary during the subsequent tedding process.





# CROSS FLOW



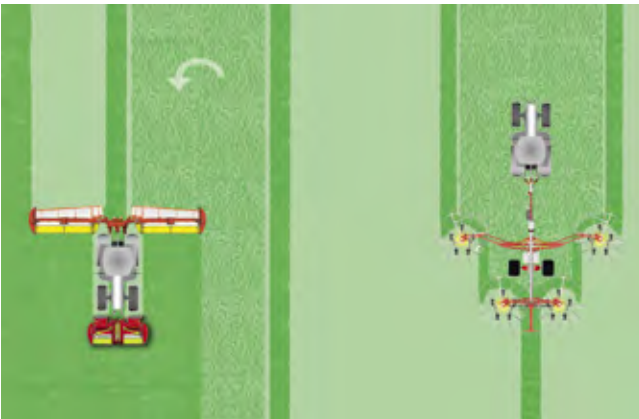
## Flexible swath placement

### Swath placement for immediate collection

The swath is placed so that you can pick up and transport your forage away directly after mowing. This means that on hot summer days, for example, you can ensure that the crop does not dry too fast before you can harvest it.

### Intelligent swath placement

When the rear flap is closed on one side, the cross flow auger transports the crop from one mower to the centre of the swath of the front mower. As a result a loose and even swath is placed.



You can also mow around 19 m in two lanes, but place the two swaths within approx. 12 m. This is like the CROSS FLOW system taking care of some of your rake work. The perfect follow-up implement is a four-rotor centre-swath rake. In this way you can significantly reduce the number of passes and conserve the soil as well as your forage. You also save valuable time and fuel.

### Wide spread placement

For a more intensive drying effect, open the rear flap to place a wider and airier blanket of forage.



## Swath merging with a conditioner





## Swath merging with a conditioner

With the COLLECTOR you can mow, condition and swath in just one pass. You save time and money and reduce your weather risk. With the COLLECTOR system, the crop can be placed to meet your requirements: as a wide blanket, in a swath, or wide-spread to one side. The cross conveyor belts can be pivoted hydraulically individually and can be easily removed if required. You have great flexibility in setting belt speeds. Uniform swath placement is possible even on steep ground.

The COLLECTOR is available for the NOVACAT X8 ED and NOVACAT A10 ED / RCB.



### Maximum flexibility

High output and maximum flexibility thanks to variable width forage placement are offered by the mower combinations NOVACAT X8 COLLECTOR with a fixed working width of 8.30 m and NOVACAT A10 COLLECTOR with a variable working width between 8.80 m and 10.02 m.

### Perfect ground tracking despite higher weight

The two conveyor belts feature perfect weight alleviation. As a result, the ground tracking of the mower units is not negatively influenced.

### Maximum output

Even with large volumes of forage, your mower works reliably thanks to the large conditioner hood and the 980 mm wide belt. You are guaranteed neat swath placement at maximum output.

### Reliable operation

On the NOVACAT A10, the conveyor belts are driven by the tractor's hydraulics. On the NOVACAT X8 the belt is driven by its own on-board hydraulic power unit. This means that it can be used with tractors with a lower hydraulic power output.

# Swath merging with a conditioner



## Flexible placement

You have the choice when it comes to swath placement. Depending on your requirements, you can pivot the two cross conveyor belts up and down hydraulically conveniently from the tractor seat.

## Individual swaths

Raising the cross conveyor belts and narrowing the swath doors places three compact individual swaths.



## Wide spread placement

With the swath doors open, guide plates direct the flow of forage across the whole mown width. The forage is deposited in a uniform and airy blanket.

## Three swaths in one

The conveyor belts place the three swaths into one large central swath.



## Intelligent swath placement

With the conveyor belts lifted individually, up to 40% raking work can be saved with a large TOP rake. That is how you save time and money.

## Optimum swath placement

A mechanically height-adjustable acceleration roller is available as an option for the NOVACAT A10 ED / RCB. This lets you adjust the swath width. Compact swaths formed by running both COLLECTOR belts to one side are possible with the optional swath rake.



# COLLECTOR



## NOVACAT X8 ED COLLECTOR

The conveyor belts are equipped with their own on-board hydraulics. The perfect combination for tractors with hydraulic power of less than 80 l/m and below 200 bar. Continuously-variable belt speed control and additional accelerator rollers are available as an option.

## NOVACAT A10 ED / RCB COLLECTER



On the NOVACAT A10 the augers are driven by the tractor's hydraulics. On the standard SELECT CONTROL terminal, the operating speed can be regulated using the oil flowrate function on the tractor remote. Belt speed can be adjusted on the control terminal. On machines with the electronic control system oil is supplied via the load sensing system. You can adjust the speed electronically using the control terminal. An automatic mode can also be activated to control this.

Thanks to the integrated conveyor belt monitor, mower blockages due to the cross conveyor belts not being switched on are avoided. An acoustic warning signal indicates that the conveyor belts are not switched on while they are in the working position.

The hydraulic mower weight alleviation system reduces wear and increases the service life of the machine as a result.

In addition, the weight alleviation system reduces the crude ash content of the forage at the same time as lowering fuel consumption.



### Automatic central greasing point is optional

All greasing points (except drive shafts) are supplied by an electric lubrication pump. Optimum and continuous greasing for NOVACAT A10 ED COLLECTOR and A10 RCB COLLECTOR.

## Convenience

It only takes a few minutes to remove the conveyor belts and park them on their own stands.

## Intelligent operation





## The right solution for every requirement

PÖTTINGER's convenient control terminals make sure you have everything under control, even after a long day in the field. The development of our terminals focussed on maximum operating convenience, ergonomics and automation of each working step. The result is a range of control systems to suit your equipment, from electric preselect controls through to fully integrated ISOBUS terminals.



### Electrical preselect system

#### Optional for NOVADISC 732 / 812 / 902

The optional electrical preselect functions allow individual side mower lifting using a single-acting connection.



### Electrical preselect system

#### Standard on NOVACAT S10 / S12

This system is conveniently operated using a double-acting remote valve. Individual mower lifting is preselected using a toggle switch, likewise the transport position.

# Intelligent operation



## SELECT CONTROL

With the electronic preselect system SELECT CONTROL, all functions of the implements to be operated can be preselected and then carried out using the tractor's spool valves.

### Standard on NOVACAT A9 / A10

- Individual control with automatic function available to lift the mower units
- Optional hydraulic folding side guard
- Synchronous hydraulic working width adjustment
- Hydraulic transport release
- Weight alleviation pressure for mower units is adjusted manually at the hydraulic valve block
- Maintenance management – displays greasing and oil change intervals depending on operating time

### Standard on NOVACAT X8

- Mower units can be lifted individually
- Easy operation using automatic headland functions
- Operate the transport interlock
- Only one tractor remote required



## POWER CONTROL

### Optional for NOVACAT A10

- Individual mower unit lifting system with headland management
- Independent hydraulic working width adjustment for both mower units
- Hydraulic weight alleviation is set at the control terminal - automatic adjustment to working width
- Hydraulic guard lifting/lowering
- Operate the transport interlock
- Load sensing control
- Front mower operated using control terminal
- Maintenance management – displays greasing and oil change intervals depending on operating time

### Optional for NOVACAT X8, Standard on NOVACAT X8 ED COLLECTOR

- Mower units lifted individually
- Headland management
- Hydraulic weight alleviation
- Hydraulic guard lifting/lowering
- Operate the transport interlock
- Front mower operated using control terminal
- Hour and hectare counter
- Load sensing control

NOVACAT X8 ED COLLECTOR functions:

- Conveyor belts lifted individually
- Conveyor speed adjustment optional



# Digital agricultural technology



## EXPERT 75

### Optional for NOVACAT X8 / A10

Includes all POWER CONTROL functions as well as being able to operate all ISOBUS compatible machines from other manufacturers.

The compact 5.6" EXPERT 75 ISOBUS control terminal can be operated both directly via the touchscreen and using keys or a scroll wheel. Safe one-hand operation is supported by the grip bar. The ambient light sensor and the illumination of the function keys ensure convenient handling even at night.



## CCI 1200

### Optional for NOVACAT X8 / A10

Includes all POWER CONTROL functions as well as being able to operate all ISOBUS compatible machines from other manufacturers.

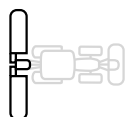
The 12" CCI 1200 ISOBUS control terminal offers the professional farmer a comprehensive function package. The terminal is operated like a tablet using a touchscreen. Navigation is kept simple so you find what you need with just a few taps. The integrated ambient light sensor automatically adjusts the brightness of the display.

- Can be used horizontally or vertically
- Flexible screen layout - can be configured individually
- Simultaneous display of camera image and machine functions
- Innovative help system

	SELECT CONTROL	ISOBUS- compatible	POWER CONTROL	EXPERT 75	CCI 1200
<b>Mowers</b>					
NOVACAT X8	■	□	□	□	□
NOVACAT X8 COLLECTOR	-	■	□	□	□
NOVACAT A9	■	-	-	-	-
NOVACAT A10	■	□	□	□	□

■ = Standard, □ = Option

# Accessories



**Swathing discs  
left / right**



**Additional swathing  
discs**



**Feed cones**



**Wear skids**

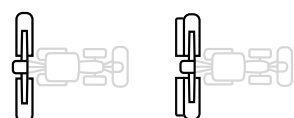
NOVADISC 732 / 812 / 902

☐

☐

☐

☐



NOVACAT S10 / S12

☐

–

☐

☐

NOVACAT X8

■

☐

☐

☐

NOVACAT X8 ED / RCB

–

–

☐

☐

NOVACAT X8 ED COLLECTOR

–

–

☐

☐

NOVACAT A9

☐

☐

☐

☐

NOVACAT A9 ED / RCB

–

–

☐

☐

NOVACAT A10

☐

☐

☐

☐

NOVACAT A10 CF

–

–

☐

☐

NOVACAT A10 ED / RCB

–

–

☐

☐

NOVACAT A10 ED / RCB COLLECTOR

–

–

☐


☐

## More equipment options

- Cable hose set for operating the hydraulic folding side guard on the NOVACAT ALPHA MOTION
- Wide setting for NOVACAT RCB
- Accelerator roller for NOVACAT X8 / A10 COLLECTOR to improve swath formation
- Swath rake for NOVACAT A10 COLLECTOR
- Central greasing system for NOVACAT A10 ED / RCB and NOVACAT A10 ED / RCB COLLECTOR



Often ordered together



High cut skids

Parking stands

Hydraulic folding side guard

Quick-change pins for conditioner

Wheels for conditioner

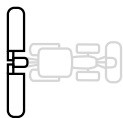
Hose set for NOVACAT ALPHA MOTION

<input type="checkbox"/>	<input type="checkbox"/>	<input type="checkbox"/>	–	–	–
<input type="checkbox"/>	–	<input type="checkbox"/>	–	–	–
<input type="checkbox"/>	<input type="checkbox"/>	<input type="checkbox"/>	–	–	<input type="checkbox"/>
<input type="checkbox"/>	<input type="checkbox"/>	<input type="checkbox"/>	<input type="checkbox"/>	<input type="checkbox"/>	<input type="checkbox"/>
<input type="checkbox"/>	<input type="checkbox"/>	■	–	–	<input type="checkbox"/>
<input type="checkbox"/>	■	<input type="checkbox"/>	–	–	–
<input type="checkbox"/>	■	<input type="checkbox"/>	<input type="checkbox"/>	<input type="checkbox"/>	–
<input type="checkbox"/>	■	<input type="checkbox"/>	–	–	<input type="checkbox"/>
<input type="checkbox"/>	■	<input type="checkbox"/>	–	–	<input type="checkbox"/>
<input type="checkbox"/>	■	<input type="checkbox"/>	<input type="checkbox"/>	<input type="checkbox"/>	<input type="checkbox"/>
<input type="checkbox"/>	■	<input type="checkbox"/>	–	–	<input type="checkbox"/>

Configure your own machine.

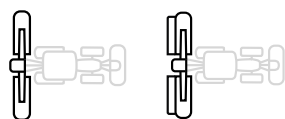
■ = Standard, □ = Option

# Technical data



## Mower combinations with side pivot mounting

	Working width	Linkage	Number of discs	Hectares per hour up to
NOVADISC 732	7.24 m	Cat. 2 / Width 2 Cat. 3 / Width 2	2 x 6	7 ha/h
NOVADISC 812	8.08 m	Cat. 2 / Width 2 Cat. 3 / Width 2	2 x 7	9
NOVADISC 902	8.92 m	Cat. 2 / Width 2 Cat. 3 / Width 2	2 x 8	11



## Mower combination with centre pivot mounting

NOVACAT S10	9.10 m / 9.52 m	Cat. 3 / Width 3	2 x 8	11
NOVACAT S12	10.78 m / 11.20 m	Cat. 3 / Width 3	2 x 10	13 ha/hr
NOVACAT X8	8.30 m	Cat. 3 / Width 2	2 x 7	10
NOVACAT X8 ED	8.30 m	Cat. 3 / Width 2	2 x 7	10
NOVACAT X8 RCB	8.30 m	Cat. 3 / Width 2	2 x 7	10
NOVACAT X8 ED COLLECTOR	8.30 m	Cat. 3 / Width 2	2 x 7	10
NOVACAT A9	8.92 m / 9.18 m	Cat. 3 / Width 3 Cat. 4 / Width 3	2 x 8	12
NOVACAT A9 ED	8.92 m / 9.18 m	Cat. 3 / Width 3 Cat. 4 / Width 3	2 x 8	12
NOVACAT A9 RCB	8.92 m / 9.18 m	Cat. 3 / Width 3 Cat. 4 / Width 3	2 x 8	12
NOVACAT A10	8.88 m – 9.62 m	Cat. 3 / Width 3 Cat. 4 / Width 3	2 x 8	12
with 3.5 m front mower	9.28 m – 10.02 m			
NOVACAT A10 CF	8.88 m – 9.62 m	Cat. 3 / Width 3 Cat. 4 / Width 3	2 x 8	12
with 3.5 m front mower	9.28 m – 10.02 m			
NOVACAT A10 ED	8.88 m – 9.62 m	Cat. 3 / Width 3 Cat. 4 / Width 3	2 x 8	12
with 3.5 m front mower	9.28 m – 10.02 m			
NOVACAT A10 RCB	8.88 m – 9.62 m	Cat. 3 / Width 3 Cat. 4 / Width 3	2 x 8	12
with 3.5 m front mower	9.28 m – 10.02 m			
NOVACAT A10 ED COLLECTOR	8.88 m – 9.62 m	Cat. 3 / Width 3 Cat. 4 / Width 3	2 x 8	12
with 3.5 m front mower	9.28 m – 10.02 m			
NOVACAT A10 RCB COLLECTOR	8.88 m – 9.62 m	Cat. 3 / Width 3 Cat. 4 / Width 3	2 x 8	12
with 3.5 m front mower	9.28 m – 10.02 m			



# NOVADISC / NOVACAT

## Mower combinations

Distance between rear mowers	Placement width without swathing discs	Placement width with 2 / 4 swathing discs	Transport height	Weight
2.00 m	1.70 m	1.50 m / 1.10 m	3.10 m	1250 kg
2.00 m	2.30 m	1.70 m / 1.30 m	3.50 m	1435 kg
2.00 m	2.50 m	2.10 m / 1.70 m	3.90 m	1560 kg
2.17 m / 2.59 m	2.50 m	2.10 m / –	–	1800 kg
2.17 m / 2.59 m	3.60 m	3 m / –	–	2040 kg
2.20 m	2.10 m	1.70 m / 1.30 m	4.00 m	2160 kg
2.20 m	2.70 m – 1.90 m	–	4.00 m	2620 kg
2.20 m	2.50 m – 1.70 m	–	4.00 m	2780 kg
2.20 m	–	–	4.00 m	3800 kg
2.00 m / 2.26 m	2.50 m	2.10 m / 1.70 m	3.99 m	2260 kg
2.00 m / 2.26 m	3.10 m – 2.20 m	–	3.99 m	2980 kg
2.00 m / 2.26 m	3.00 m – 2.20 m	–	3.99 m	3060 kg
1.96 m – 2.70 m 2.36 m – 3.10 m	2.50 m	2.10 m / 1.70 m	3.99 m	2350 kg
1.96 m – 2.70 m 2.36 m – 3.10 m	–	–	3.99 m	3310 kg
1.96 m – 2.70 m 2.36 m – 3.10 m	3.10 m – 2.20 m	–	3.99 m	3080 kg
1.96 m – 2.70 m 2.36 0 m – 3.10 m	3.00 m – 2.20 m	–	3.99 m	3160 kg
1.96 m – 2.70 m 2.36 m – 3.10 m	3.10 m – 2.20 m	–	3.99 m	3780 kg
1.96 m – 2.70 m 2.36 m – 3.10 m	3.00 m – 2.20 m	–	3.99 m	3980 kg



MyPÖTTINGER – it's easy. Anytime. Anywhere.

NEW STARTING 17/11/2021

## Benefit from numerous advantages

MyPÖTTINGER is our customer portal that provides you with key information about your PÖTTINGER machines.

Get specific information and useful tips on your PÖTTINGER machines in "My machines". And find out more about the PÖTTINGER product range.

## My machines

Add your PÖTTINGER machinery to "My machines" and assign a name. You will receive valuable information such as: useful tips on your machine, operating instructions, spare parts lists, maintenance information, as well as all the technical details and documentation.

## Info on the product range

MyPÖTTINGER provides you with machine-specific information for all machines built starting 1997.

Scan the QR code on the machine's data plate with a smartphone or tablet or go to [www.mypottinger.com](http://www.mypottinger.com) and enter the machine number from the comfort of your own home. You will immediately receive all the information on your machine, such as: instruction manuals, equipment options information, brochures, photos and videos.



# ORIGINAL PARTS



CLASSIC  
**DURASTAR**  
**DURASTAR PLUS**

## Rely on the original

PÖTTINGER Original Parts meet the highest demands in terms of functionality, reliability and performance. These are characteristics that PÖTTINGER is committed to delivering.

That is why we manufacture PÖTTINGER Original Parts from the highest quality materials. We ideally match each individual spare part and wear part to your machinery's overall system. This is because different soil and operating conditions often need to be taken into consideration.

We have been listening to our customers and now offer three different lines - CLASSIC, DURASTAR and DURASTAR PLUS - to make sure you have the right part to meet every requirement. Original parts are worth every cent, because know-how cannot be copied.

## Your advantages

- Immediate and long-term availability.
- Maximum durability thanks to innovative production processes and the use of the highest quality materials.
- Avoidance of malfunctions due to a perfect fit.
- The best working results thanks to optimum match to the overall system of the machine.
- Save time and costs thanks to longer replacement intervals on wear parts.
- Comprehensive quality testing.
- Ongoing advancement through research and development.
- Worldwide spare parts supply.
- Attractive, competitive prices for all spare parts.

## Wear parts

The CLASSIC line is for standard duty applications. With these ORIGINAL INSIDE parts we have defined the benchmark for quality, best price/performance ratio and reliability.

DURASTAR is the innovation on the wear components market - durable, high quality, productive and reliable.

Are you used to putting your machines to work in the most extreme conditions? Then the DURASTAR PLUS line is the right choice for you.



## More Success with PÖTTINGER

- A family-owned company since 1871  
Your reliable partner
- Specialist for arable and grassland
- Future-safe innovation for outstanding working results
- Roots in Austria - at home throughout the world

## You can rely on our PÖTTINGER mower combinations

- The best forage thanks to optimum ground tracking.
- First-class cutting thanks to proven PÖTTINGER cutter bars.
- High quality design of strong and reliable mowers.
- Straightforward and convenient operation.

## Ask for more information:

### **PÖTTINGER Landtechnik GmbH**

Industriegelände 1  
4710 Grieskirchen  
Austria  
Phone +43 7248 600-0  
info@poettinger.at  
www.poettinger.at

### **Alois PÖTTINGER UK Ltd.**

15 St Marks Road, Corby  
Northamptonshire,  
NN18 8AN  
United Kingdom  
Phone + 44 1536 272 220  
info@pottinger.uk  
www.pottinger.uk

### **POETTINGER Canada Inc.**

460 Rue Robinson Sud  
Granby, QC, J2G 7N6  
Canada  
Phone +1 450 372 5595  
Fax +1 866 417 1683  
info@poettinger.ca  
www.poettinger.ca

### **POETTINGER US, Inc.**

393 Pilot Drive  
Valparaiso, IN 46383  
USA  
Phone +1 219 510 5534  
Fax + 1 219 707 5412  
info@poettinger.us  
www.poettinger.us

### **PÖTTINGER Australia PTY LTD**

11 Efficient Drive  
Truganina VIC 3029  
Australia  
Phone +61 3 8353 2770  
info@poettinger.com.au  
www.poettinger.com.au

### **POETTINGER Ireland Ltd.**

Glenaleamy, Powerstown Road,  
Clonmel, Co. Tipperary  
Ireland  
Phone +353 52 6125766  
info@poettinger.ie  
www.poettinger.ie

### **Importer for New Zealand:**

**Origin Agroup**  
PO Box 673, 57 Hautapu Road  
Cambridge  
New Zealand  
Phone +64 7 823 7582  
info@originagroup.co.nz  
www.originagroup.co.nz

### **Importer for South Africa:**

**VALTRAC**  
Cnr. Water & Buiten Street  
9585 Parys  
South Africa  
Phone +27 56 817 7338 7308  
wynn@valtrac.co.za  
www.valtrac.co.za