

NOVADISC / NOVACAT
front, rear and trailed disc mowers

 **PÖTTINGER**

First class cut



First class cut






NOVADISC / NOVACAT

front, rear and trailed disc mowers

A precision mowing process is the starting point for first class forage quality. Farmers expect the best-possible ground tracking, minimal disintegration losses and precision mowing without wasting any time in the field. Our NOVACAT front and rear disc mowers guarantee clean forage thanks to their excellent ground tracking and weight alleviation. Something your livestock will appreciate.

Contents

	The best forage	4-5
	PÖTTINGER cutter bars	6-11
	Neat conditioning	12-15
	Wildlife and livestock protection	16-17
	Front mowers	18-27
	NOVACAT F front mowers	20-23
	NOVACAT ALPHA MOTION MASTER / PRO front mowers	24-27
	Rear mowers	28-39
	NOVADISC rear mowers with side pivot mounting	30-33
	NOVACAT rear mowers with center pivot mounting	34-37
	CROSS FLOW swath merging with cross flow auger	38-39
	Trailed mowers	40-45
	NOVACAT T trailed mowers	42-43
	COLLECTOR swath merging with cross conveyor belt	44-45
	HAYTOOL ASSIST	46-47
	Accessories / Technical data	48-55
	Accessories	48-49
	Technical data	50-53
	MyPÖTTINGER / ORIGINAL PARTS	54-55

All information on technical data, dimensions, weights, output, etc. and the images shown, are approximate and are not binding. The machines shown do not feature country-specific equipment and may include equipment that is not supplied as standard, or is not available in all regions. Your PÖTTINGER dealership would be pleased to provide you with more information.

The best forage



The best forage quality is the basis for your success

The production of high-quality basic ration from meadows, pastures and whole crop is the basis of every grassland farm. Livestock can be fussy about their forage. The quality of their basic ration will determine whether your animals consume the forage in high quantities, or not. In addition to energy content, odor and taste, a low crude ash content plays a decisive role.

They go for a basic ration that is clean and nutritious. The amount of concentrates used can be reduced. This cuts forage costs while at the same time improving animal health. The bottom line is that you benefit from clean, high quality forage with more profit from your farm business.

Yet producing the best forage is not done by coincidence. The foundation for this is laid by the botanical composition of the crop. The volume and quality yielded here must be maintained along the entire harvest chain.

The basis for clean forage

A mowing process that conserves the grass is the best basis for clean forage. Ultimately, this is about maintaining the correct cutting height of 2-3". That is how crude ash collection is reduced to a minimum right from the start of the harvest chain. Subsequent harvesting machines then do not have to work so close to the ground to collect the forage cleanly. At the same time, sufficient residual assimilation area remains for the grass to grow again more quickly.

If the ground is not level, it is essential that the mower has good ground tracking capabilities.

This is important for maintaining the set cutting height and preventing dirt collection as the first cause of forage contamination.

Thanks to their unique ground tracking system, optimum weight alleviation of the cutter bar, and excellent cutting quality, our mowers give you the basis for a clean forage harvest and rapid regrowth of the plants.

NOVADISC / NOVACAT front, rear and trailed disc mowers



“Clean cut and clean forage”

“We have 70 dairy cattle on our farm. The quality of the forage is very important to us and that’s why we take great care to make sure the mown crop is clean. The ground tracking of our PÖTTINGER rear and front mowers on our very hilly terrain is outstanding. We also appreciate the robustness and cost effectiveness of our mowers. They are easy to hitch and easy to operate. When hitching up we particularly appreciate the hydraulic lower linkage arm of our NOVACAT rear mower because it enables easy mounting without having to adjust the linkage struts on the tractor.”

Pierre-Yves Michel
Managing Director of GAEC Des Cours
Domsure | Auvergne-Rhône-Alpes | France

Best forage for Merino sheep

Christian Bäck is a farmer with heart and soul. On his farm in Austria he keeps a breed of Merino, the Merinolandschaf. His farmland is very rough in parts and for this reason it is essential that his grassland machines provide perfect ground tracking. Since 2018 Bäck has relied on the NOVACAT ALPHA MOTION MASTER front mower.

“In my view, a machine’s ground tracking is the be-all and end-all, especially with a front mower. Before I bought the mower I had heard that the ALPHA MOTION just flies over the meadow.”

Christian Bäck
Farmer
Mühlviertel | Upper Austria | Austria

Clean and tidy cut



One harvest leads to another

What counts is a clean and tidy cut. By slicing through assimilating parts of a plant during forage harvesting, the plant is subjected to considerable injury. Through its wounds, the plant loses water containing dissolved nutrients.

The faster the cut heals, the lower the losses. The plant will soon be able to focus on growing and forming leaf mass again.

Rapid growth of the crop after harvest lays the foundation for high annual yields per acre.

What counts is the best quality cut, and that is why the PÖTTINGER cutter bar was developed.

PÖTTINGER cutter bars - quality made in Austria

These cutter bars are proven thousands of times in the field and are at the heart of every disc mower made by PÖTTINGER. The extremely flat welded cutter bar with clamped mower blades produces clean forage, cut after cut. They are developed and built at the company's main plant in Grieskirchen – a quality product made in Austria.

Sleek and dynamic design

The PÖTTINGER cutter bar features an impressively sleek and dynamic design. The 1.5" high cutter bar guarantees optimum crop flow. And because it is only 11" wide, it delivers the best ground tracking – ideal for achieving a first class cut.

Clean forage

The streamlined leading edge of the cutter bar allows the soil to flow underneath, separating it cleanly from the crop. Cleaning paddles prevent dirt from accumulating on the upper surface. The rounded disc surfaces improve the conveyor effect across the cutter bar.

PÖTTINGER cutter bars



Welded construction

The key to the cutter bar's compact and sleek design, and all its advantages, is its precision-welded construction. This guarantees supreme robustness while maintaining compactness.

Another advantage of the welded cutter bar is that the gear oil remains permanently where it should be – in the gearbox. Even after years of use, the cutter bar remains tight, so there are no oil leaks.

Clamped blades – for a tidy mowing pattern

The clamped mower blades create a tidy mowing pattern. They rotate very close to the surface of the cutter bar and the counter knife. This guarantees clean and tidy cutting even in damp and muddy conditions.

The blades are locked securely in place by powerful spring clips. What is more, they are easy to change. The blade pin is bolted to the mower disc, and can be inexpensively replaced if need be. The counter knife is also clamped in place, so it is easy to replace.

The optimized overlap of blade paths ensures a clean and uniform mowing pattern.

- 1 Integrated cleaning paddles
- 2 Clamped blade
- 3 Clamped counter knife

Durability



For a long life

When harvesting forage, what counts is sturdy machinery you can depend on. At PÖTTINGER we use only high quality components in the manufacture of our mowers. Ingenious details make the NOVADISC and NOVACAT disc mowers uniquely reliable. So that you can begin every forage harvest trouble free for years to come.

It starts with the cutter bar: This is made from the best quality steel. The metal plates are laser-cut and robot-welded with the greatest precision.

The extremely hard-wearing PÖTTINGER driveline is at work inside the robust cutter bar.

The unique TRI DRIVE drive concept is designed to ensure maximum service life.


High quality cathodic dip priming and powder coating guarantee elasticity and durability. Featuring eye-catching colors and a modern design, you are sure to enjoy working with these machines that retain their value.

TRI DRIVE concept

The driveline in the PÖTTINGER cutter bar is famed for its toughness and durability.

3 teeth are always in contact

The spur gear drive runs in a straight line with virtually the same sized gears. On the gears there are always three teeth in contact with each other – this ensures optimum power transmission. Moreover, there is less stress on the individual gears in the event of stone impact.



The specially polished surface of the gears submerged in gear oil ensures smooth running. This reduces the noise level considerably.

- Gear set 39/50
- Gear height 11/16"

PÖTTINGER cutter bars



Practical modular design

Bevel gears and bearings can be removed as a single unit.

The idler gears are also easily removed through the openings - it couldn't be easier!

The bearing flange and fittings are reliably protected by rubber o-ring seals. This prevents dirt or dust from entering the gearbox. It also avoids oil leakage.



Heavy-duty bearings

The stub shafts of the individual mower drums have heavy-duty bearings. Durable, twin race tapered bearings with a bearing spacing of 2" are extremely stress-resistant. Shock loads are absorbed effortlessly.

Bolted stub shafts

The high-strength stub shafts are bolted to the gears.

Each of the parts can easily be replaced if required.

- 1 Shaft stub
- 2 Taper bearings
- 3 Bearing flange
- 4 Spur pinion



Smooth-running driveline

A standout feature of our mowers is their supremely smooth running. The NOVACAT series features a friction-locked drive train directly to the first mower disc.

A constant velocity joint provides a stress-free link between the angular gearbox and the cutter bar.

Our NOVADISC mowers are driven by V-belts tensioned by a back tension idler to deliver reliable and smooth power transmission. An angular gearbox behind the first mower disc then transmits the power to the cutter bar.


On all mowers, a freewheel is integrated into the driveline.



HEAVY DUTY cutter bars

An additional cutter bar reinforcement is optional for especially stony areas. (Standard on NOVACAT 402 / 442)

Convenience and equipment



Making mowing a pleasure

What you enjoy, you do well. That's why using machinery that makes the work enjoyable is all the more important. At PÖTTINGER, we therefore place great importance on convenient operation and above all straightforward maintenance.

Simply low-maintenance

Our engineers have made sure that you can keep your mowing machines in peak condition with a minimum of effort. Long greasing intervals and easily accessible greasing points allow you to make efficient use of harvest time, which is often very short.

The guards fold well and easily away to provide optimum access to the cutter bar. Blades can be changed quickly and easily.

Blade changing in record time

The PÖTTINGER quick-change blade system makes replacing mower blades straightforward and simple. Just press down the spring clip with the blade wrench and replace the blade.

A handy blade box on the headstock provides space for replacement blades. The blade tool is always kept on the mower.

The blade is locked securely in place by the spring clip. The blade pin is bolted to the mower disc. This can be replaced cost-effectively if required.

PÖTTINGER cutter bars



Customized equipment

We offer a large number of optional extras to meet your individual requirements.

Feed cones

The dynamic shape of the feed cone keeps the crop flowing. In addition, swath doors can be fitted.



Wear resistant skids

Wide skids made from hardened boron steel to resist impact and prevent the build-up of soil.

Because the underside of the cutter bar is smooth with contoured glide bars inside and outside, it protects the soil even when cornering.

As an option, you can fit additional wear skids to protect the underside of the cutter bar.

The bolted skids can be easily changed if required.

High cut skids

Optional high cut skids can be mounted to increase the cutting height from 2 to 4". Their large radius and wide surface area make them especially wear-resistant. In addition, the soil is conserved as a result.

- High cut skid + 13/16", the universal skid especially for stony soil
- High cut skid + 1-9/16", especially for whole crop
- High cut skids also for both outer glide bars

Swathing discs

Our front-mounted mowers without conditioners are fitted with two swathing discs as standard. They are also available as an option for the rear mowers.

The generously dimensioned, individually adjustable swathing discs place the forage loose and light in a swath that is the width you need.

Additional swath formers are available for even narrower swath placement.

Clean and tidy conditioning



Accelerate drying

Plants have a waxy coating to protect them from drying out. The necessary gas exchange with the ambient air is regulated only by stomata; microscopic openings in the leaves and stem. Immediately after mowing, these openings close to protect the plant. This means that during drying, water can only escape through the less permeable waxy coating.

The conditioner has the job of breaking up the waxy layer of the mown crop, which brings about two major advantages. The mowed crop dries faster. Less nutrients are lost by reducing the time the crop is left wilting in the field. In addition, this also facilitates the release of cell juice in the clamp. This results in faster pH value reduction. What this means is that the silage reaches a stable state more quickly.

For the best working results, a conditioner must be chosen that suits the crop to be mown. For crop with high grass content, for example, the ED tine-type conditioner achieves good results.

It hits the stalks in the crop.
For especially leafy forage, the RC roller conditioner is recommended. This conditioner crimps the crop.

Adapted to the season

In the hot summer months, when there is little plant mass in the crop, there is often a risk that the mown grass dries out too quickly if it is mowed with a conditioner. During silage preparation, this can be difficult to compact in the clamp and lead to lactic acid fermentation.

Studies have also shown that there are significantly more insects in grassland stands in the summer growth phases in June and July. That is why the conditioner has a bad reputation concerning the mortality rate of insects.

So while mowing with a conditioner makes sense in several respects in spring and autumn, the need for a conditioner may well be questioned in summer.

Quick-change conditioner

That is why at PÖTTINGER we recommend a system that allows you to use the same mower with or without conditioner. Swapping around can be done in just a few simple steps.

EXTRA DRY (ED), ROLLER CONDITIONER (RC)



1 mower – 3 possibilities

Thanks to the optional quick-change kit both the tine-type and roller conditioners can be removed in a short time.

You can switch between the tine and roller conditioner in just a few steps, or install a guard curtain:

- Take off the V-belt
- Fit the conditioner trolley
- Undo the conditioner fastenings
- Remove the conditioner
- Fit guard curtain / alternative conditioner




Placement strategies

Thanks to their adjustable swath doors, both conditioner systems can either spread the crop wide or forming a swath, depending on the specific requirements.

Wide placement offers the advantage that because the forage is in an airy loose blanket, the tedder can either be omitted, or drying can be shortened by 2-5 hours with a subsequent tedding process.

In the case of hay, the wide placement makes a 2-day harvesting process possible by drying quickly from the start and greatly minimizing the weather risk.

Clean and tidy conditioning



ED tine-type conditioner

The EXTRA DRY conditioner is a joint development with the Institute of Agricultural Engineering (IMAG-DLO) in Wageningen (Holland) that started in 1997 to prove there is better way.

Fast, uniform drying

- 1** V-shaped tines made of hardened steel hit the stalks in the crop and guarantee a continuous flow of forage.
- 2** You can flexibly adjust the conditioning intensity by changing the gap between the tines and the counter flap.
- 3** The round, high volume conditioner hood and the adjustable guide vanes enable a loose and airy blanket to be placed.
- 4** Adjustable swath doors can be used either for a wide spread blanket or to form a swath, depending on individual requirements.

Long service life

The tines are mounted on rubber blocks that are designed to flex, enabling them to fold back if they collide with obstacles.

Depending on the model, power is transmitted from the cutter bar gearbox to the rotor by a powerband or V-belts with a spring-loaded belt tensioner. This guarantees low weight and a smooth-running drive system.

The greasing point is located externally for easy access.



EXTRA DRY (ED), ROLLER CONDITIONER (RC)



RC roller conditioner

The roller conditioner is especially suitable for alfalfa and clovers due to its precision conditioning capabilities. The helix shape angular groove profile has a high bending and squeezing effect and guarantees perfect forage transfer from the cutter bar.

Careful and effective

- 1** The rollers inter-mesh to uniformly crimp the stalks and produce a uniform blanket of forage. Roller spacing is variable thanks to the height-adjustable upper roller. The conditioner pressure can be adjusted on both sides using a hand crank. If foreign objects enter between the rollers, the gap can open by up to 4" inches.
- 2** Adjustable swath doors ensure airy and uniform swath formation.
- 3** Adjustable swath doors can be used either for a wide spread blanket or to form a swath, depending on individual requirements.

Reliable and durable

The Polyurethane profile is vulcanized onto the robust central tube of the roller giving an external diameter of 7". The conditioner profile is tougher than rubber and therefore particularly resistant to wear.

Power is transmitted from the cutter bar gearbox to the rotor by V-belts with a spring-loaded belt tensioner. Both rollers are driven synchronously by a swivel gearbox for maximum throughput. This has a robust construction and is designed for the toughest conditions. On NOVACAT T models, a chain drives the two rollers synchronously.

A central greasing point makes servicing easier.



Protects wildlife and livestock



Wildlife in the crop

The timing of the first cut in grassland farming coincides with the fawning season of roe deer and other wild animals. Due to their natural reflex to seek cover, fawns do not run away from danger. This instinctive behavior makes it especially difficult to spot animals hiding in the grass. It happens over and over again that animals are seriously injured or even killed during mowing

Livestock also endangered

If the carcass of a wild animal ends up in the clamp, it will decompose and contaminate the forage. Under anaerobic conditions, bacteria of the species *Clostridium botulinum* produce the neurotoxin botulinum.

Feeding silage contaminated in this way can expose cattle, sheep, horses and poultry to life-threatening botulism.

Mowers raised

SENSOSAFE is an automated sensor-based assistance system that detects animals; during mowing it enables you to identify fawns and other wild animals hiding in the field and to save them from getting caught by the mower. You prevent carcasses from contaminating your forage and avoid the risk of your cattle contracting botulism. This system helps you protect wildlife and your livestock at the same time.

A bar with near infrared sensors is mounted in front of the mower. These work independently of daylight and temperature. Unlike thermal imaging cameras, you can rely on SENSOSAFE to work properly in all types of operating conditions.

With SENSOSAFE you do two tasks in one: Mowing and detecting wildlife. No additional time or personnel needed for searching the fields prior to mowing. In addition, you don't need special training or a permit to operate the SENSOSAFE animal detection system.



Tailor-made for your farm

SENSOSAFE

The sensor bar is mounted directly on the front mower. If the sensors detect an animal, the mower's hydraulics system automatically raises the front mower. In addition, it sends a signal to the tractor cab so that the driver can stop the tractor.

SENSOSAFE is available as an option for NOVACAT ALPHA MOTION MASTER and PRO mowers.

SENSOSAFE 300

SENSOSAFE 300 is fitted to a mounting frame and utilizes the tractor's hydraulics. The sensors send a signal to the tractor cab if anything is detected.

When used with a rear mower, the system is mounted on the front hitch hydraulics. This gives the driver plenty of time to stop the tractor and raise the mower.

When used with a front mower, the system scans the next pass. SENSOSAFE can be mounted on either the front or rear hitch hydraulics.

SENSOSAFE 300 is manufacturer-independent and can be used with your existing mower.

For more details, see our SENSOSAFE brochure.

Front mounted mowers





Cost effective mowing



Smooth mowing

Our NOVACAT F front mounted mowers ensure that your mowing is smooth and cost effective.

This series is the ideal mix of low weight and the highest strength. You can use these mowers everywhere: with compact tractors on steep slopes or with large tractors with a mower combination.

The NOVACAT F models are available with working widths of 8'7" or 9'11". We also offer a headstock with our OPTICURVE integrated side shift system for the NOVACAT F 3100 OC.

Short headstock

The trademark of this front mower is its compact three-point linkage mounted headstock. The center of gravity is now very close to the tractor, making it easy to use even with small tractors. This enables excellent handling when used on steep ground.

	Working width	Mower discs	Headstock
NOVACAT F 2700	8'7"	6	without side shift
NOVACAT F 3100	9'11"	7	without side shift
NOVACAT F 3100 OC	9'11"	7	with side shift



NOVACAT F 2700, F 3100, F 3100 OC



Perfect ground tracking

Gimbals in the guide arms of the cutter bar guarantee multi-dimensional and smooth freedom of movement. The arc of movement of +/- 8 degrees allows the mower to float precisely over all undulations in the ground.

The compact cutter bar and the position close to the tractor's front axle also ensure excellent ground tracking on the longitudinal axis.



Rapid-Reaction Spring-activated floating

The weight of the mower is carried either by the tractor hitch, or optionally by two strong suspension springs between the headstock of the mower and the mounting bracket on the tractor.

The chain length can be used to quickly optimize ground pressure. Ideally, this is approx. 330 lbs. Because this means:

- Perfect cut and clean forage
- Minimal wear and power requirement
- Perfect steering of the tractor especially on steep ground.



Anti-sway stabilizers

The cutter bar is stabilized by centering springs when raised. This prevents the unit from swaying. This makes it easier to drive over swaths and optionally offers greater stability during transport.

During operation the springs apply a slight floating pressure, which guarantees perfect ground tracking.



Matches every tractor

For larger tractors, an adapter is available as an option to give a 3" higher mounting position. This ensures an optimum lower linkage position for optimum weight alleviation. In addition, the PTO shaft is at less of an angle during operation.

Cost effective mowing



OPTICURVE

The NOVACAT F 3100 OC is equipped with an arc-shaped side shift system. This guarantees a perfect overlap with the rear mower and ensures the tractor drives along a clear track free of forage around corners and while working on steep ground.



Arc-shaped side shift

The curved design makes it possible to use the entire width of the cutter bar, while systems with a straight shift leave several inches standing. The side shift is controlled using double-acting spool valves.



ISOBUS-compatible automation package

The optional ISOBUS automation package controls the side shift of the mower automatically depending on the turning angle of the tractor or the inclination of the slope to the left or right. There is no need for any action on the part of the driver. The result: maximum operating convenience for you.

It is controlled either using your ISOBUS terminal or the SELECT CONTROL operator terminal.

NOVACAT F 2700, F 3100, F 3100 OC



The mower discs rotate into the center

On all three NOVACAT F models, all mower discs rotate inward as standard. This promotes the flow of forage over the cutter bar and supports swath formation by placing the forage within the tractor track. In addition, it works very reliably when mowing downhill.



Perfect overview

The low headstock and the tarpaulin guard sloping outwards guarantee the best possible view.



Convenient maintenance

The guards fold away to provide optimum access to the cutter bar. This makes it possible to clean the machine thoroughly and change blades quickly and easily.



Safe road transport

For safe road transport, the side guards are folded upwards. Hydraulic folding is available if required. That makes things more convenient for you. Thanks to the compact headstock, you have a perfect view of the road. Adjustable stabilizer springs inside the headstock keep the mower centered for smooth driving on the road. Warning signs and road lights are optional.

Simply tidy mowing



Simply tidy mowing

Best adaptation to any ground contour – a bold claim.
ALPHA MOTION – our straight answer.

What counts is a neat and tidy mowing pattern and the best forage for your livestock. Our NOVACAT ALPHA MOTION front mowers tick all the boxes.

Smaller fields with bumps or large areas where you want to accelerate: you will always leave a neatly mown crop behind you, laying the foundation for quality forage.

The NOVACAT ALPHA MOTION models are available with working widths of 8'7" / 9'11" / 11'4".

Unique ground tracking

ALPHA MOTION trailed front technology is characterized by the sophisticated kinematics of the active support frame. Compared to other mounting systems, not only do the guide arms respond to every undulation of the terrain, but also the support frame itself.

As a result, the cutter bar inclines upwards over bumps and slants downwards into dips. The result: clean forage. You also benefit from a consistent cutting height, which leads to uniform growth and ultimately to higher yield for you.

	Working width	Mower discs
NOVACAT 261 ALPHA MOTION MASTER / PRO	8'7"	6
NOVACAT 301 ALPHA MOTION MASTER / PRO	9'11"	7
NOVACAT 351 ALPHA MOTION MASTER / PRO	11'4"	8



NOVACAT 261, 301, 351 ALPHA MOTION

The right model for everyone

Depending on your requirements, the field-proven NOVACAT ALPHA MOTION is available with two different headstocks. The ALPHA MOTION MASTER and the ALPHA MOTION PRO. On both models the center of gravity is close to the tractor in all working positions. You mow smoother as a result.

On both models, the side guards can be hydraulically folded conveniently from the tractor seat as an option. Using an optional hydraulic hose and sensor package, ALPHA MOTION front mowers can be conveniently operated using the electronic control terminal for NOVACAT mower combinations.



ALPHA MOTION MASTER

The NOVACAT ALPHA MOTION MASTER front mower impresses with its extremely compact design and three-point headstock. It's 13" closer to the tractor than the ALPHA MOTION PRO.

This means that more weight rests on the tractor's rear axle and handling is improved.

In addition, the mower is lighter and can be used with no difficulty by lighter 3 and 4 cylinder tractors. This helps you save fuel.

A conditioner is not available on this model.

ALPHA MOTION PRO

The NOVACAT ALPHA MOTION PRO front mower offers maximum operating convenience along with the first-class ground tracking you expect from our machinery.

- The three-point linkage ensures easy attachment to any size of tractor.
- The front guard folds up using just one lever and enables optimum access to the cutter bar for cleaning and blade changing.
- The headstock cover is easy to remove. This enables easy adjustment of the suspension springs.
- A central greasing point on the headstock makes servicing easier.

You can use the NOVACAT ALPHA MOTION PRO models without conditioner with swath doors or in combination with an ED tine conditioner or RC roller conditioner.

The ultimate headstock



Excellent inclination adjustment

The active support frame and link rods guide the cutter bar over every undulation. This unit reacts fast as lightning: The cutter bar rises to float over each bump and glides down into each dip. The mower moves virtually on a vertical plane, minimizing telescoping of the PTO shaft and greatly reducing dynamic stress.

- NOVACAT ALPHA MOTION PRO: $-9^{\circ} / +12^{\circ}$
- NOVACAT ALPHA MOTION MASTER: $-7^{\circ} / +13^{\circ}$

Generously proportioned suspension springs

Two large suspension springs are integrated into the headstock. These react quickly to any bump in the ground, which means that weight alleviation remains virtually the same over the mower's entire working distance.

This ensures uniform pressure on the ground of approx. 330 lbs and protects your soil in the best possible way. The mower can be driven at high speed without the cutter bar rising.



NOVACAT 261, 301, 351 ALPHA MOTION



Transverse movement

ALPHA MOTION stands for three-dimensional ground tracking with tremendous freedom of movement. Gimbals in the guide arms enable unique $\pm 16^\circ$ of transverse movement.



Always the right mounting height

Both our MASTER and our PRO models have a correct mounting indicator fitted to the right-hand side of the headstock. This is clearly visible from the driver's seat.

Correctly positioning the front hitch guarantees perfect ground tracking and uniform ground pressure over the mower's entire working distance.

High lifting clearance

High ground clearance of up to 13" at the headland and in the transport, position guarantees that you can drive over swaths without damaging them and facilitates transport of the mower on bumpy tracks.

When driving on roads you can also raise the mower even higher using the tractor's front linkage. When you next use the mower, the indicator on the headstock helps you to find the right height clearance for the front hitch.

Narrow headstock

You have a perfect view of the mowing area from the driver's seat.

Because the headstock is narrow and slopes away from the tractor it aligns perfectly with the engine hood/bonnet.

Rear mounted mowers





Rear mounted mowers with side pivot mounting



Cost effective and suitable for working on slopes

The NOVADISC mowers with side pivot mounting are our lightweights to the rear. Their standout feature is their smooth running.

The demand for effective suspension to optimize ground tracking has also been met in full by our NOVADISC.

The NOVADISC rear mowers are available with working widths of 7'2" / 8'7" / 9'11" / 12'8" / 11'4".

Lightweight construction with high rigidity

The NOVADISC rear mowers offer high strength with the lowest weight. They are the lightweights in their class. These mowers can be used by smaller tractors from only 40 hp upward. This means you save fuel and mow smoothly.

The lightweights are ideal for use on slopes. In addition, they are eminently suitable for mowing embankments.

	Working width	Mower discs
NOVADISC 222	7'2"	5
NOVADISC 262	8'7"	6
NOVADISC 302	9'11"	7
NOVADISC 352	11'4"	8



NOVADISC 222, 262, 302, 352



Adaptable side pivot mounting

The wide $+22^\circ$ / -30° arc of movement enables easy mowing on rough ground and embankments. Mowing up to $+45^\circ$ by lifting the interlock latch is possible for short periods.



Unique weight alleviation springs

Two suspension springs guarantee the cutter bar applies hardly any pressure to the ground.

The unique kinematics ensure that the cutter bar applies the same pressure to the ground over the entire width.



Adjustable ground pressure

The ground pressure can be adapted flexibly to individual operating conditions. Weight alleviation is adjustable in three stages without the need for tools. This enables you to keep wear and power requirements as low as possible.



NOVADISC lifting system

The mower is lowered so that the outer end of the cutter bar contacts the ground first. At the headland, the inside end is lifted first. That is how your soil is perfectly protected.

NOVADISC mowers excel in the details



Collision safety device

To protect your machine, the cutter bar can fold right back if it collides with obstacles. The mechanical collision safety system provides a swing arc of approx. 12°. After it has been triggered, simply reverse a short distance to engage the cutter bar again.



Cutter bar mounted from both ends

The cutter bar is mounted from both ends which protects it against twisting. As a result, the gears and bearings are subjected to less stress to guarantee smooth operation and a long service life.



Cutter bar with durable driveline

The compact driveline and drive belt tension regulated by a back tension idler ensure robust and reliable power transmission. A freewheel is integrated into the gearbox.



Cutter bar without inside shoe

A key feature is the lightweight cutter bar without inside shoe. The cutter bar gearbox is behind the first mower disc. This means you can mow into corners and over rough ground no problem.

NOVADISC 222, 262, 302, 352



Practical folding guards

The guards fold away to provide optimum access to the cutter bar. This makes it possible to clean the machine thoroughly and change blades quickly and easily. The guard curtains are made from especially tough material to reliably catch stones and soil.



Variable mounting

Thanks to the adjustable mounting pins, these mowers can be hitched up to your tractor quickly and easily. Two headstocks are available for outer track widths of 70" - 86" and 86" - 102".



Safe and practical transport

In the transport position, the mower is folded through 102°. This gives you a clear view to the rear through both rear-view mirrors. The optimized center of gravity of the machine ensures safe and compact road transport. Using the optional hydraulic folding side guard, you can achieve the lowest possible transport height.

Warning signs and LED lights are available as an option.



Space-saving parking

With the optional second parking stand, your mower can be parked vertically to save space.

Practical PTO shaft holder makes hitching up easier.

Practical PTO shaft holder makes hitching up easier.



Optimum ground tracking

Our NOVACAT rear mowers with center pivot mounting ensure low ground pressure and the best ground tracking.

The NOVACAT rear mowers are available with working widths of 8'7" / 10' / 11'4" / 12'9" / 14'1"

These mowers can be equipped with swathing discs or a conditioner to meet your individual requirements. Depending on the working width, the NOVACAT rear mowers are available with a vertical or horizontal transport position.

Floating cut

Since the mid-80s, our mower developments have focused on the "floating cut".

On the NOVACAT rear mowers with center pivot mounting the cutter bar is evenly supported over the entire cutting width. Your mower floats over any ground contour. The mown crop remains clean and you also save fuel thanks to the reduced power requirement.

	Working width	Mower discs	Transport folding
NOVACAT 262	8'7"	6	Vertical
NOVACAT 302	9'11"	7	Vertical
NOVACAT 352 V	11'4"	8	Vertical
NOVACAT 352	11'4"	8	Horizontal
NOVACAT 402	12'8"	9	Horizontal
NOVACAT 442	14'1"	10	Horizontal



NOVACAT 262, 302, 352 V, 352, 402, 442



Adaptable center pivot mounting

The wide +/- 22.5° arc of movement enables easy mowing on rough ground and embankments.



Effective weight alleviation

Hydraulic weight alleviation provides uniform ground pressure over the whole cutter bar width.

The pressure of the cutter bar on the ground can be infinitely-variable adjusted depending on the condition of the ground and the conditioner or swath formers fitted.

Simply read the pressure gauge to see the ground pressure.

Maximum ground clearance

High ground clearance of 19" at the headland guarantees that you can drive over swaths without damaging them and facilitates maneuvering around obstacles such as boundary posts.

Stabilizer cylinder

During lifting, the mower unit is steadied by a stabilizer cylinder. This prevents the unit from swaying. This makes it easier to drive over swaths and optionally offers greater stability during transport.

Details make the mower unbeatable



Collision safety device

To protect your machine, the cutter bar can fold right back if it collides with obstacles. The triggering pressure of the collision safety device is adjustable.

A mechanical collision safety device is integrated into the headstock as standard on the NOVACAT 262 / 302 / 352 V.

A hydraulic collision safety device is also available as an option. On the NOVACAT 302 CF / 352 / 402 / 442 the hydraulic collision safety device is standard.



Paddle and feed drums

Paddle drums at both ends of the cutter bar on the NOVACAT 402 / 442 place a neat swath leaving a tidy wheel track clear. The swath can be divided with two feed drums (optional). The tractor can then drive along a cleared track instead of along the edge of the swath.



Counterweight to enhance driving safety


A counterweight is available as an option for all mowers with horizontal folding. The ballast is flexible up to 1,168 lbs. This increases the load on the left rear wheel. In addition, it reduces the torsion on the hitch cylinder. Enhanced safety during driving is guaranteed.



2 mounting positions

For the NOVACAT 352 / 402 / 442 there are two possible mowing unit mounting positions. Turning the mounting through 180° allows maximum use of the working width with both a 9'10" and a 11' 5" front mower. NOVACAT 262 / 302 / 352 V are ideal for combining with 9'10" front mowers.

NOVACAT 262, 302, 352 V, 352, 402, 442



Variable mounting

Thanks to the adjustable mounting pins, these mowers can be hitched up to a wide range of tractor types quickly and easily. As a result you make full use of the whole mowing width. Practical PTO shaft holder makes hitching up easier.



Hydraulic lower linkage arm

The hydraulic lower linkage arm makes it easy for you to hitch up without having to adjust the linkage struts on the tractor. You also benefit from the right weight alleviation and optimum ground clearance at the headland.



Vertical transport position (NOVACAT 262, 302, 352 V)


A practical transport position is achieved by raising the mower through 115°. This keeps the transport height as low as possible. The view to the rear is unrestricted via both exterior mirrors. The optimum distribution of the center of gravity ensures a pleasant drive. Warning signs and road lights are standard.



Horizontal transport position (NOVACAT 352, 402, 442, 302 CF)

A narrow and low transport position is possible by folding the mowers backwards hydraulically. Now you can keep an eye on everything behind you during transport. Warning signs and road lights are standard.

The auger does the trick



Swath merging without a conditioner

CROSS FLOW is a cost effective system for merging swaths. A cross flow auger is integrated in the mower unit to deposit the forage in the way you want it to be: Either merged as a swath or spread over the working width of the rear mower.

CROSS FLOW is available for the NOVACAT 302 with a working width of 9'11" and the NOVACAT 352 with a working width of 11'4"

Best forage

Dispensing with the conditioner means that your forage is handled with minimum impact. The forage flows directly from the soil to the swath through the closed duct. Dirt collection is reduced to a minimum. In addition, disintegration losses are avoided.

Cost effectiveness

CROSS FLOW works without a conditioner and is characterized by its light tare weight compared to conventional swath merging systems. This not only conserves the soil, but also saves fuel: In comparison to the cross conveyor belt system, with CROSS FLOW 20% less power is required.

You can operate the narrower model with tractors starting at 100 hp. It doesn't get more cost effective than this.

Maximum output

The auger is installed in the mower at a slight angle.

This ensures optimum throughput.

Even large volume crops and whole plant silage are placed in a tidy swath at a high output. Scraper bars on the rear panel of the auger ensure blockage-free operation with a wide variety of forage conditions.

NOVACAT 302, 352 CF



Hydraulic rear panel opening


For even more convenience, the rear panel can be opened hydraulically from the comfort of the tractor seat. This makes the system ideal for flexible applications.

The CROSS FLOW system is versatile in the range of applications that it offers to make your working day in the field a great deal easier.



Easy swath placement

The swath is placed so that you can pick up and transport your forage away directly after mowing. The optional swath curtain guarantees a clean and tidy swath shape that can be picked up straight away by the loader wagon and the baler. The hydraulic folding gives you maximum flexibility.



Intelligent swath placement

When the rear flap is closed, the cross flow auger transports the crop to the center of the swath of the front mower. With the swath curtain folded up, a loose and even swath is placed.

In combination with a 9'10" front mower, you can mow a width of 39'4" in two lanes, but place the two swaths within approx. 19'8".



Wide spread placement

For a more intensive drying effect, open the rear flap to place a wider and airier blanket of forage.

You benefit from a light conditioning effect because the cross flow auger turns the crop as it flows through to accelerate the drying of the forage.


Intelligent mowing

When mowing along the field boundary, the cross flow auger can transport the crop to the inside. This ensures that your forage remains inside the field boundary during the subsequent tedding process.

One twin rotor center-swath rake is then sufficient on the next pass. In this way you can significantly reduce the number of passes and conserve the soil as well as your forage. You also save valuable time and fuel.

Trailed mowers





Clean forage wherever you go



Our NOVACAT T trailed mowers with a working width of 9'11" / 11'4" are ideal for mowing with small tractors. On the trailed version with chassis, you do not need any lifting power, so you can also use lower power tractors. This helps you save fuel.



Side drawbar (NOVACAT 307 T)

The NOVACAT 307 T trailed disc mower features a side drawbar. This is folded hydraulically. The integrated check valve ensures that it locks in place.



Central drawbar (NOVACAT 3007 T / 3507 T)

NOVACAT 3007 T and NOVACAT 3507 T offer you maximum flexibility. The central drawbar, which can be swiveled hydraulically to both sides, enables you to mow on either side.

Your mower will ideally adapt to your individual preferences and site conditions.

NOVACAT 307 T, 3007 T, 3507 T



Intelligent cutter bar suspension

Three-dimensional ground tracking is ensured by the freedom of movement enabled by the cutter bar being suspended in the portal frame. The low-slung cantilever system lets the cutter bar glide over bumps and ridges. The guide bars sloping up to the cutter bar provide excellent adaptation to ground contours.

A top link guides the top of the mower unit. It is also used to set the cutting height.

Freedom of vertical movement

Two large-dimensioned, easily adjustable suspension springs guarantee optimum ground pressure. The cutter bar is lowered with the portal frame, releasing the cutter bar for perfect ground tracking.

- Up to 7" upwards, the cutter bar is inclined 5° upwards
- Up to 4" downwards, the cutter bar is angled 3° downwards



Adaptable mounting yoke

The u-shaped mounting yoke provides a free angle of movement of +/-30°. The tractor and mower can then compensate for uneven ground independently of each other. An unlimited turning angle is also possible.

Special lifting technology

A special lifting system provides 21" of clearance for driving over large swaths without damaging them. Uniform lifting/lowering is enabled by feeding oil from one half of the hydraulic cylinder to the cylinder on the other side.

Cleanly merged, neatly placed



COLLECTOR



Versatile and well proven

With the COLLECTOR you can mow, condition and swath in just one pass. You save time and money and reduce your weather risk.

This proven swath merging system is suitable for everyone who does not want to dispense with a conditioner.

The COLLECTOR is available together with the ED tine-type conditioner for rapid yet careful drying, or with the RC roller conditioner, designed especially for leafy forage.



Reliability

Even with large volumes of forage, your mower works reliably thanks to the large conditioner hood and the wide belt. You are guaranteed neat swath placement at maximum output.

Flexible placement

When placing the crop, you can choose between a swath or wide blanket. You can adjust this conveniently from the tractor seat using the hydraulically swiveling cross conveyor belt.

Narrower swath placement for loader wagons is also possible by using an accelerator roller.

NOVACAT T COLLECTOR models with a central drawbar are fitted with hydraulic swath board adjustment as standard.

Convenient to use

An optional control terminal is available for maximum operating convenience.

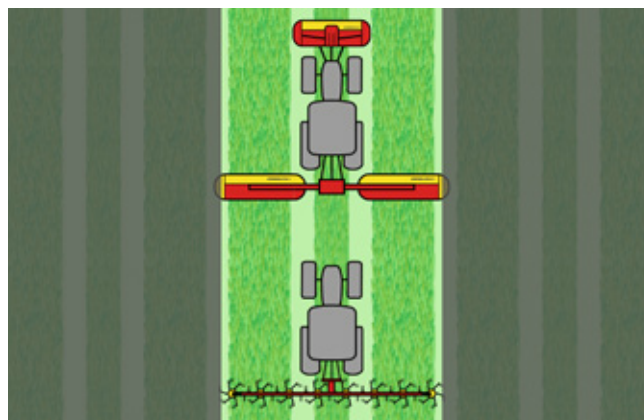
It allows you to adjust the belt speed from the tractor. The belt switches off automatically when it is folded upwards.

Tedders to match any mower



Search, and you will find

Match your tedder to the working width of your mower to get the highest utilization and best work quality from your machines. The best spreading quality is achieved when the tedder completely covers the swath of mowed grass on each pass. And ideally, the tractor should drive along a forage-free lane. The forage then remains loose on top of the grass stubble, making it an easy target for the tines. HAYTOOL ASSIST helps you quickly and easily find the right tedder for your mower.



Select your mower(s)

In the first step, you can combine front mowers with rear mowers or mower combinations, or select them individually. You can determine important options yourself:

- Mowing strategy (driving in a circle or mowing in passes)
- Number of swathing discs or swath width for mower with conditioner
- Mounting width for rear-mounted mowers or mower combinations

The mower swaths are displayed directly in an image according to your settings.

Find the right tedder

In the next step, you can select the tedder from our wide product range.

The image shows at a glance whether the working width of the tedder matches the mower. For the best overview, the area not covered is darkened.

You can move the tedder left and right to try out all the possible configuration options.

The following QR code takes you directly to the application:



Accessories



NOVACAT front-mounted mowers

	Swathing discs inner / outer	Additional swathing discs	Feed cone	Feed drums to form 2 individual swaths
NOVACAT F 2700 / F 3100	<input type="checkbox"/>	–	<input type="checkbox"/>	<input type="checkbox"/>
NOVACAT F 3100 OC	<input type="checkbox"/>	–	<input type="checkbox"/>	<input type="checkbox"/>
NOVACAT 261 ALPHA MOTION MASTER / PRO	■	<input type="checkbox"/>	<input type="checkbox"/>	–
NOVACAT 261 ALPHA MOTION PRO ED / RC	–	–	<input type="checkbox"/>	–
NOVACAT 301 ALPHA MOTION MASTER / PRO	■	<input type="checkbox"/>	<input type="checkbox"/>	–
NOVACAT 301 ALPHA MOTION PRO ED / RC	–	–	<input type="checkbox"/>	–
NOVACAT 351 ALPHA MOTION MASTER / PRO	■	<input type="checkbox"/>	<input type="checkbox"/>	–
NOVACAT 351 ALPHA MOTION PRO ED / RC	–	–	<input type="checkbox"/>	–

NOVACAT rear mowers with center pivot mounting

NOVACAT 262	<input type="checkbox"/>	<input type="checkbox"/>	<input type="checkbox"/>	–
NOVACAT 262 ED / RC	–	–	<input type="checkbox"/>	–
NOVACAT 302	<input type="checkbox"/>	<input type="checkbox"/>	<input type="checkbox"/>	–
NOVACAT 302 CF	–	–	■	–
NOVACAT 302 ED / RC	–	–	<input type="checkbox"/>	–
NOVACAT 352 V	<input type="checkbox"/>	<input type="checkbox"/>	<input type="checkbox"/>	–
NOVACAT 352	<input type="checkbox"/>	<input type="checkbox"/>	<input type="checkbox"/>	–
NOVACAT 352 ED / RC	–	–	<input type="checkbox"/>	–
NOVACAT 352 CF	–	–	■	–
NOVACAT 402 / 442	<input type="checkbox"/>	<input type="checkbox"/>	<input type="checkbox"/>	<input type="checkbox"/>
NOVACAT 402 ED	–	–	<input type="checkbox"/>	<input type="checkbox"/>

NOVADISC rear mowers with side pivot mounting

NOVADISC 222	<input type="checkbox"/>	–	<input type="checkbox"/>	–
NOVADISC 262, 302, 352	<input type="checkbox"/>	<input type="checkbox"/>	<input type="checkbox"/>	–

NOVACAT T trailed mowers

NOVACAT 307 T ED	–	–	–	–
NOVACAT 307 T RC	–	–	–	–
NOVACAT 307 T ED / RC COLLECTOR	–	–	–	–
NOVACAT 3007 T ED	–	–	–	–
NOVACAT 3007 T RC	–	–	–	–
NOVACAT 3007 T ED / RC COLLECTOR	–	–	–	–
NOVACAT 3507 T ED	–	–	–	–
NOVACAT 3507 T RC	–	–	–	–
NOVACAT 3507 T ED / RC COLLECTOR	–	–	–	–

■ = Standard, □ = Optional

Often ordered together



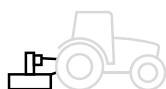
Wear skids	High cut skids +25/32" / +1.5"	Parking stands	Hydraulic folding side guard	Conditioner chassis with quick-change pins	Warning signs and lighting
<input type="checkbox"/>	<input type="checkbox"/>	-	<input type="checkbox"/>	-	<input type="checkbox"/>
<input type="checkbox"/>	<input type="checkbox"/>		<input type="checkbox"/>	-	<input type="checkbox"/>
<input type="checkbox"/>	<input type="checkbox"/>	-	<input type="checkbox"/>	-	<input type="checkbox"/>
<input type="checkbox"/>	<input type="checkbox"/>	-	<input type="checkbox"/>	<input type="checkbox"/>	<input type="checkbox"/>
<input type="checkbox"/>	<input type="checkbox"/>	-	<input type="checkbox"/>	-	<input type="checkbox"/>
<input type="checkbox"/>	<input type="checkbox"/>	-	<input type="checkbox"/>	<input type="checkbox"/>	<input type="checkbox"/>
<input type="checkbox"/>	<input type="checkbox"/>	-	<input type="checkbox"/>	-	<input checked="" type="checkbox"/>
<input type="checkbox"/>	<input type="checkbox"/>	-	<input type="checkbox"/>	<input type="checkbox"/>	<input checked="" type="checkbox"/>
<input type="checkbox"/>	<input type="checkbox"/>	<input type="checkbox"/>	<input type="checkbox"/>	-	<input checked="" type="checkbox"/>
<input type="checkbox"/>	<input type="checkbox"/>	<input type="checkbox"/>	<input type="checkbox"/>	<input type="checkbox"/>	<input checked="" type="checkbox"/>
<input type="checkbox"/>	<input type="checkbox"/>	<input type="checkbox"/>	<input type="checkbox"/>	-	<input checked="" type="checkbox"/>
-	<input type="checkbox"/>	-	-	-	<input checked="" type="checkbox"/>
<input type="checkbox"/>	<input type="checkbox"/>	<input type="checkbox"/>	<input type="checkbox"/>	<input type="checkbox"/>	<input checked="" type="checkbox"/>
<input type="checkbox"/>	<input type="checkbox"/>	<input type="checkbox"/>	<input type="checkbox"/>	-	<input checked="" type="checkbox"/>
<input type="checkbox"/>	<input type="checkbox"/>	-	-	-	<input checked="" type="checkbox"/>
<input type="checkbox"/>	<input type="checkbox"/>	-	-	-	<input checked="" type="checkbox"/>
<input type="checkbox"/>	<input type="checkbox"/>	-	-	<input type="checkbox"/>	<input checked="" type="checkbox"/>
-	<input type="checkbox"/>	-	-	-	<input checked="" type="checkbox"/>
<input type="checkbox"/>	<input type="checkbox"/>	-	-	-	<input checked="" type="checkbox"/>
<input type="checkbox"/>	<input type="checkbox"/>	-	-	-	<input checked="" type="checkbox"/>
<input type="checkbox"/>	<input type="checkbox"/>	<input type="checkbox"/>	<input type="checkbox"/>	-	<input type="checkbox"/>
<input type="checkbox"/>	<input type="checkbox"/>	<input type="checkbox"/>	<input type="checkbox"/>	-	<input type="checkbox"/>
<input type="checkbox"/>	<input type="checkbox"/>	-	-	-	<input checked="" type="checkbox"/>
<input type="checkbox"/>	<input type="checkbox"/>	-	-	-	<input checked="" type="checkbox"/>
<input type="checkbox"/>	<input type="checkbox"/>	-	-	-	<input checked="" type="checkbox"/>
<input type="checkbox"/>	<input type="checkbox"/>	-	-	-	<input checked="" type="checkbox"/>
<input type="checkbox"/>	<input type="checkbox"/>	-	-	-	<input checked="" type="checkbox"/>
<input type="checkbox"/>	<input type="checkbox"/>	-	-	-	<input checked="" type="checkbox"/>
<input type="checkbox"/>	<input type="checkbox"/>	-	-	-	<input checked="" type="checkbox"/>
<input type="checkbox"/>	<input type="checkbox"/>	-	-	-	<input checked="" type="checkbox"/>
<input type="checkbox"/>	<input type="checkbox"/>	-	-	-	<input checked="" type="checkbox"/>

Technical data



NOVACAT front-mounted mowers

	Working width	Mounting	PTO speed	Acres per hour
NOVACAT F 2700	8'7"	Cat. 2	1,000 rpm	6.42
NOVACAT F 3100	9'11"	Cat. 2	1,000 rpm	7.41
NOVACAT F 3100 OC	9'11"	Cat. 2	1,000 rpm	7.41
NOVACAT 261 ALPHA MOTION MASTER	8'7"	Cat. 2	1,000 rpm	6.42
NOVACAT 261 ALPHA MOTION PRO	8'7"	Cat. 2	1,000 rpm	6.42
NOVACAT 261 ALPHA MOTION ED PRO	8'7"	Cat. 2	1,000 rpm	6.42
NOVACAT 261 ALPHA MOTION RC PRO	8'7"	Cat. 2	1,000 rpm	6.42
NOVACAT 301 ALPHA MOTION MASTER	9'11"	Cat. 2	1,000 rpm	7.41
NOVACAT 301 ALPHA MOTION PRO	9'11"	Cat. 2	1,000 rpm	7.41
NOVACAT 301 ALPHA MOTION ED PRO	9'11"	Cat. 2	1,000 rpm	7.41
NOVACAT 301 ALPHA MOTION RC PRO	9'11"	Cat. 2	1,000 rpm	7.41
NOVACAT 301 ALPHA MOTION MASTER	11'4"	Cat. 2	1,000 rpm	8.40
NOVACAT 351 ALPHA MOTION PRO	11'4"	Cat. 2	1,000 rpm	8.40
NOVACAT 351 ALPHA MOTION ED PRO	11'4"	Cat. 2	1,000 rpm	8.40
NOVACAT 351 ALPHA MOTION RC PRO	11'4"	Cat. 2	1,000 rpm	8.40



NOVADISC rear mowers with side pivot mounting

	Working width	Mounting	PTO speed	Acres per hour
NOVADISC 222	7'3"	Cat. 2, Cat. 3N	540 rpm	5.44
NOVADISC 262	8'7"	Cat. 2, Cat. 3N	540 rpm	6.42
NOVADISC 302	9'11"	Cat. 2, Cat. 3N	540 rpm	7.41
NOVADISC 352	11'4"	Cat. 2, Cat. 3N	1000 rpm	8.40

Cat. 2 = dia. 2 / width 2,

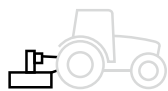
Cat. 3N = dia. 3 / width 2

NOVACAT front and rear mowers

Mower discs	Placement width without swathing discs	Placement width 2 / 4 swathing discs	Transport width	Weight
6	5'6"	3'11" / –	8'5"	1,433 lbs
7	6'10"	4'7" / –	9'9"	1,499 lbs
7	6'10"	4'7" / –	9'9"	1,521 lbs
6	5'6"	4'3" / 3'7"	8'5"	1,863 lbs
6	5'6"	4'3" / 3'7"	8'5"	1,907 lbs
6	–	–	8'5"	2,347 lbs
6	–	–	8'5"	2,458 lbs
7	6'10"	4'7" / 3'7"	9'9"	1,951 lbs
7	6'10"	4'7" / 3'7"	9'9"	1,995 lbs
7	–	–	9'9"	2,524 lbs
7	–	–	9'9"	2,678 lbs
8	8'6"	6'7" / 5'3"	11'3"	2,127 lbs
8	8'6"	6'7" / 5'3"	11'2"	2,171 lbs
8	–	–	11'2"	2,788 lbs
8	–	–	11'2"	2,899 lbs


Mower discs	Placement width without swathing discs	Placement width 2 / 4 swathing discs	Transport height	Weight
5	4'3"	2'11" / –	8'5"	1,400 lbs
6	5'7"	4'11" / 3'7"	9'8"	1,488 lbs
7	7'7"	5'7" / 4'3"	10'11"	1,576 lbs
8	8'2"	6'10" / 5'7"	12'5"	1,675 lbs

Technical data



NOVACAT rear mowers with center pivot mounting

	Working width	Mounting	PTO speed	Acres per hour
NOVACAT 262	8'7"	Cat. 2, Cat. 3N	1,000 rpm	6.42
NOVACAT 262 ED	8'7"	Cat. 2, Cat. 3N	1,000 rpm	6.42
NOVACAT 262 RC	8'7"	Cat. 2, Cat. 3N	1,000 rpm	6.42
NOVACAT 302	9'11"	Cat. 2, Cat. 3N	1,000 rpm	7.41
NOVACAT 302 CF	9'11"	Cat. 3	1,000 rpm	7.41
NOVACAT 302 ED	9'11"	Cat. 3N	1,000 rpm	7.41
NOVACAT 302 RC	9'11"	Cat. 3N	1,000 rpm	7.41
NOVACAT 352 V	11'4"	Cat. 3N	1,000 rpm	8.40
NOVACAT 352	11'4"	Cat. 3	1,000 rpm	8.40
NOVACAT 352 CF	11'4"	Cat. 3	1,000 rpm	8.40
NOVACAT 352 ED	11'4"	Cat. 3	1,000 rpm	8.40
NOVACAT 352 RC	11'4"	Cat. 3	1,000 rpm	8.40
NOVACAT 402	12'9"	Cat. 3	1,000 rpm	4.00
NOVACAT 402 ED	12'9"	Cat. 3	1,000 rpm	4.00
NOVACAT 442	14'1"	Cat. 3	1,000 rpm	4.50



NOVACAT T trailed mowers

	Working width	Mounting	PTO speed	Acres per hour
NOVACAT 307 T ED	9'11"	Cat. 2	1,000 rpm	8.90
NOVACAT 307 T RC	9'11"	Cat. 2	1,000 rpm	8.90
NOVACAT 307 T ED COLLECTOR	9'11"	Cat. 2	1,000 rpm	8.90
NOVACAT 307 T RC COLLECTOR	9'11"	Cat. 2	1,000 rpm	8.90
NOVACAT 3007 T ED	9'11"	Cat. 2	1,000 rpm	8.90
NOVACAT 3007 T RC	9'11"	Cat. 2	1,000 rpm	8.90
NOVACAT 3007 T ED COLLECTOR	9'11"	Cat. 2	1,000 rpm	8.90
NOVACAT 3007 T RC COLLECTOR	9'11"	Cat. 2	1,000 rpm	8.90
NOVACAT 3507 T ED	11'4"	Cat. 2	1,000 rpm	10.38
NOVACAT 3507 T RC	11'4"	Cat. 2	1,000 rpm	10.38
NOVACAT 3507 T ED COLLECTOR	11'4"	Cat. 2	1,000 rpm	10.38
NOVACAT 3507 T RC COLLECTOR	11'4"	Cat. 2	1,000 rpm	10.38

Cat. 2 = dia. 2 / width 2,

Cat. 3N = dia. 3 / width 2, Cat. 3 = dia. 3 / width 3

NOVADISC rear mowers / NOVACAT T trailed mowers

Mower discs	Placement width without swathing discs	Placement width 2 / 4 swathing discs	Transport height / length	Weight
6	5'7"	4'7" / 3'7"	11'9" / -	2,006 lbs
6	–	–	11'9" / -	2,557 lbs
6	–	–	11'9" / -	2,733 lbs
7	6'10"	5'7" / 4'3"	12'6" / –	2,050 lbs
7	–	–	– / 15'5"	3,086 lbs
7	–	–	12'6" / –	2,777 lbs
7	–	–	12'6" / –	2,932 lbs
8	8'2"	6'10" / 5'7"	13'1" / –	2,271 lbs
8	8'2"	6'10" / 5'7"	– / 17'	2,160 lbs
8	–	–	– / 17'	3,218 lbs
8	–	–	– / 17'	2,954 lbs
8	–	–	– / 17'	3,064 lbs
9	10'6"	8'10" / 7'7"	– / 18'5"	2,292 lbs
9	–	–	– / 18'5"	3,064 lbs
10	11'10"	9'10" / 8'6"	– / 19'10"	2,381 lbs

Mower discs	Placement width	Placement width 2 / 4 swathing discs	Transport width / height / length	Weight
7	6'3" / 8'10"	–	9'10" / 9'2" / 20'	4,389 lbs
7	5'7" / 8'2"	–	9'10" / 9'2" / 20'	4,521 lbs
7	–	–	9'10" / 9'2" / 23'7"	5,577 lbs
7	–	–	9'10" / 9'2" / 23'7"	5,610 lbs
7	6'3" / 8'10"	–	9'10" / 9'2" / 24'10"	4,697 lbs
7	5'7" / 8'2"	–	9'10" / 9'2" / 24'10"	4,823 lbs
7	–	–	9'10" / 9'2" / 28'3"	5,942 lbs
7	–	–	9'10" / 9'2" / 28'3"	5,964 lbs
8	7'3" / 10'2"	–	9'10" / 9'2" / 24'10"	4,865 lbs
8	7'3" / 9'10"	–	9'10" / 9'2" / 24'10"	5,043 lbs
8	–	–	9'10" / 9'2" / 27'3"	6,228 lbs
8	–	–	9'10" / 9'2" / 27'3"	6,365 lbs



MyPÖTTINGER – it's easy. Anytime. Anywhere.

Benefit from numerous advantages

MyPÖTTINGER is our customer portal that provides you with key information about your PÖTTINGER machines.

Get specific information and useful tips on your PÖTTINGER machines in "My machines". And find out more about the PÖTTINGER product range.



My machines

Add your PÖTTINGER machinery to "My machines" and assign a name. You will receive valuable information such as: useful tips on your machine, operating instructions, spare parts lists, maintenance information, as well as all the technical details and documentation.

Info on the product range

MyPÖTTINGER provides you with machine-specific information for all machines built starting 1997.

Scan the QR code on the machine's data plate with a smartphone or tablet or go to www.mypoettinger.com and enter the machine number from the comfort of your own home. You will immediately receive all the information on your machine, such as: instruction manuals, equipment options information, brochures, photos and videos.



Rely on the original

PÖTTINGER ORIGINAL PARTS meet the highest demands in terms of functionality, reliability and performance. These are characteristics that PÖTTINGER is committed to delivering.

That is why we manufacture PÖTTINGER ORIGINAL PARTS from the highest quality materials. We ideally match each individual spare part and wear part to your machinery's overall system. This is because different soil and operating conditions often need to be taken into consideration.

We have been listening to our customers and now offer three different lines – CLASSIC, DURASTAR and DURASTAR PLUS – to make sure you have the right part to meet every requirement. ORIGINAL PARTS are worth every cent, because know-how cannot be copied.

Your advantages

- Immediate and long-term availability.
- Maximum durability thanks to innovative production processes and the use of the highest quality materials.
- Avoidance of malfunctions due to a perfect fit.
- The best working results thanks to optimum match to the overall system of the machine.
- Save time and costs thanks to longer replacement intervals on wear parts.
- Comprehensive quality testing.
- Ongoing advancement through research and development.
- Worldwide spare parts supply.
- Attractive, competitive prices for all spare parts.

Wear parts

The CLASSIC line is for standard duty applications. With these ORIGINAL INSIDE parts we have defined the benchmark for quality, best price/performance ratio and reliability.

DURASTAR is the innovation on the wear components market – durable, high quality, productive and reliable.

Are you used to putting your machines to work in the most extreme conditions? Then the DURASTAR PLUS line is the right choice for you.



More success with PÖTTINGER

- A family-owned company since 1871
Your reliable partner
- Specialist for arable and grassland
- Future-safe innovation for outstanding working results
- Roots in Austria – at home throughout the world

You can rely on our PÖTTINGER disc mowers

- Best forage thanks to perfect ground tracking
- First class cutting quality with the field-proven PÖTTINGER cutter bar
- High quality design of strong and reliable mowers
- Straightforward and convenient operation

Ask for more information:

PÖTTINGER Landtechnik GmbH

Industriegelände 1
4710 Grieskirchen
Austria
Phone +43 7248 600-0
info@poettinger.at
www.poettinger.at

POETTINGER Canada Inc.

460 Rue Robinson Sud
Granby, QC, J2G 7N6
Canada
Phone +1 450 372 5595
info@poettinger.ca
www.poettinger.ca

POETTINGER US, Inc.

2855 Slover Road
Valparaiso, IN 46383
USA
Phone +1 219 510 5534
info@poettinger.us
www.poettinger.us