

PÖTTINGER EUROTOP

Rotary rakes



Find out more online!



97+022.02.0112


PÖTTINGER



EUROTOP

Success is in the detail ...

Perfectionism teamed with experience in the field – that is the best way to describe the EUROTOP rake range. Pöttinger pays special attention to "clean forage" for high-performance, high-yielding livestock. Careful crop handling is the top priority. Windrowing without contamination or crop disintegration delivers an energy-rich crop and a cost-effective base feed.

Optimised ground hugging and careful forage handling are trademarks of the EUROTOP rotary rake range. Freely-suspended tandem axles, Multitast wheels and pivot-mounted rotors are just a few examples of the technology packed into these machines. Take a look – the success is in the detail.



	Pages
Tractor mountings	4 - 5
TopTech rotor technology	6 - 7
Multitast Ground hugging	8 - 9
Operation Settings	10 - 11
Transport Tines	12 - 13

	Pages
Single-rotor rakes	14 - 17
Twin rotor rakes – Side swath placement	18 - 21
Twin rotor rakes – Centre swath placement	22 - 25
Technical data	26 - 29
Options	30 - 31



Mounting – a reliable connection

An extended service life is only possible thanks to precision machining and strong connections. High quality manufacturing is standard at Pöttinger. The differences are clear. You will be impressed with the quality and technical features.

Three point pivoting headstock with heart-shaped retention pin holder

- The rake tracks the tractor as it turns. When lifted the machine swings into the central position.

Three-point rigid headstock

- Three-point mounting with pivoting wheel
- The short headstock positions the centre of gravity close to the tractor.
- The headstock for front and rear mounting (forward and reverse drive)



Three-point rigid headstock



Drawbar

- The rake features a drawbar with clevis plate which is connected to a drawbar mounted between the tractor's lower linkage arms.
- The foldable parking stand also acts as a support for the P.T.O. shaft.

Lower linkage yoke

- On steered models the pivoting U-shaped headstock is hitched up quickly and easily to the tractor's lower linkage arms.

One single-acting remote valve is required for hydraulic lifting.



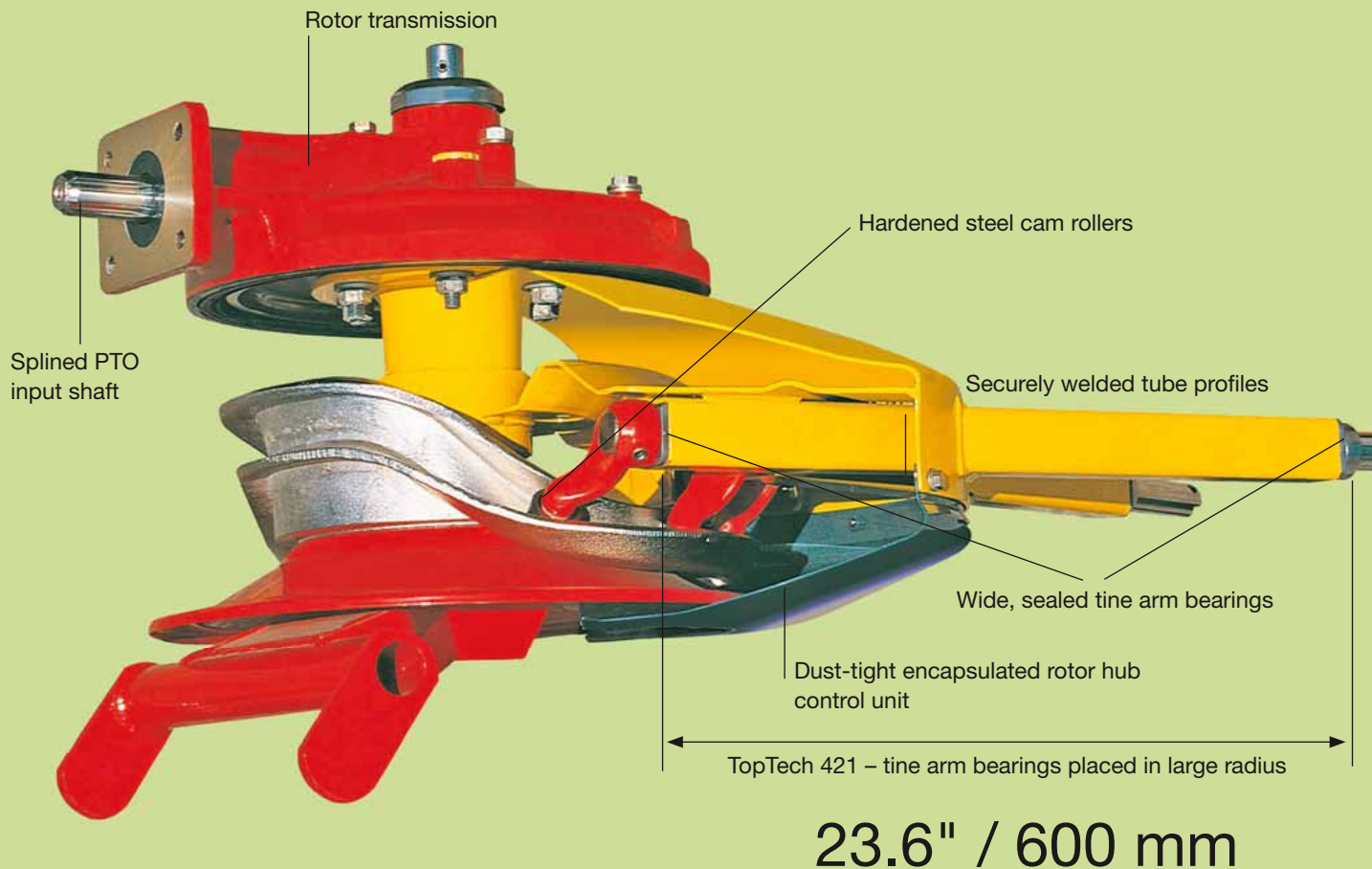
Drawbar



Lower linkage yoke



TopTech



TopTech rotor The heart of the rake

The rotor – the heart of the rake – is responsible for controlling the action of the tines. Precision components combined with robust materials ensure a long service life. A quality feature built into Pöttinger rakes.


- **Hardened steel cam rollers** in sealed bearings – no maintenance required.
- **Wide, sealed tine arm bearings** for a long service life.
- **Dust-tight encapsulated rotor hub control unit.** No oil checks and no oil changes.
The big advantage: no leakage problems!
- **Securely welded box profiles** are designed for heavy duty and reliable operation.
- **Unbeatable tine arm cross-section** – prevents twisting and bending – easy to fit and remove.
Inner tine arm sections are also easy to fit.
- **The rotor gearbox** on EUROTOP 421 N models upwards runs in grease and is a sealed, maintenance-free unit.
- **Splined PTO input shaft** – unit is quick and easy to remove, best possible power transmission.

Tine arm bearings mounted over a large radius

- Wide bearing spacing increases strength and alleviates stress on the bearing.
- Example: TopTech 421 – bearing distance 23.6" / 600 mm

EUROTOP

Tine arm cross-section



Robust cam track

- Made of high quality globular cast iron, infinitely adjustable for different types of crop and varying operating conditions.
- Optimised for smooth control of cam rollers.
- No sudden inclines in cam track so control arm follows cam track smoothly.
- Rotor unit features just grease lube nipple for the cam track.
- Large diameter cam track between 13.78" / 350 mm and 16.64" / 420 mm depending on model.





Ultimate ground hugging technology

No compromise on ground tracking: contaminated forage reduces livestock performance and your profit. The combination of fully-articulated tandem chassis and Multitast wheels ensures clean forage for healthy, high-yield livestock.

Multitast leads the way

- A Multitast wheel that runs in front of each rotor ensures perfect ground following. The wheel is located just in front of the point the tines contact the crop.
- The tines are guided over the terrain without actually touching the ground.
- Optimum protection for cam unit, tines and sward.
- The length and height of the Multitast wheel arm is adjustable on twin-rotor rakes.
- Top raking quality delivered at speeds in excess of 9.3 mph / 15 km/h.



EUROTOP 380 N – multitast



The anti-wrap guard prevents forage from wrapping around the Multitast wheel and wheel arm.



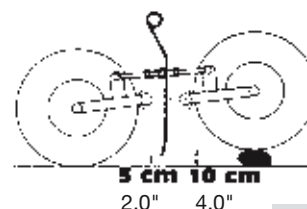
Tandem axles – a joy to drive

- Pöttinger offers a high-quality tandem axle. These ensure completely smooth running during operation.
- The tandem axle provides very wide wheel spacing which greatly increases the rake's performance on slopes.
- The wheels are located close to the tines to enable higher travelling speeds.
- The ultimate feature: the rotor inclination can be adjusted on freely-suspended tandem axles. Tidy raking is guaranteed over the full radius in all operating conditions with every kind of crop.



Exclusive:

Inclination of the wheels is adjustable



EUROTOP



Ease of operation

It's a question of the right setting. Mere millimetres determine the quality of a forage crop. A range of adjustments help you to find the ultimate working setting.

Working height – exact adjustment

- The working height is adjusted using a hand crank. Smooth-running and maintenance-free, no need to bend down to adjust.

Swath curtains adjustment – infinitely variable

- The swath curtains can be adjusted to match the quantity of forage and the width of the swath.



Exact adjustment



Swath curtain adjustment



Hydraulic swath curtain lift system - optional

- For EUROTOP 340 N to 461 A. EUROTOP 340 N and 380 N rakes have a transport width of less than 9.84' / 3.0 metres without removing tines arms.
- On EUROTOP 611 A and 691 A for the transport position.

Hydraulic working width and swath width adjustment on EUROTOP 771 A and 881 A

- Adjusting both rotors lets you adjust the swath placement and working width.

Hydraulic working width adjustment on EUROTOP 611 A / 691 A and 801 A

- Single swath (night swaths), double swath.



Hydraulic swath curtain lift system



Hydraulic working width and swath width adjustment



Hydraulic working width adjustment



Transport – safe and easy

Changing from one field to the next puts the chassis of trailed rakes under a great deal of pressure. The Pöttinger solution is a combined chassis for field work and transport. Changing between the working and transport positions has been well thought out – it is quick and easy to adapt.

Time is money. Changing to the road transport position has got to be quick.

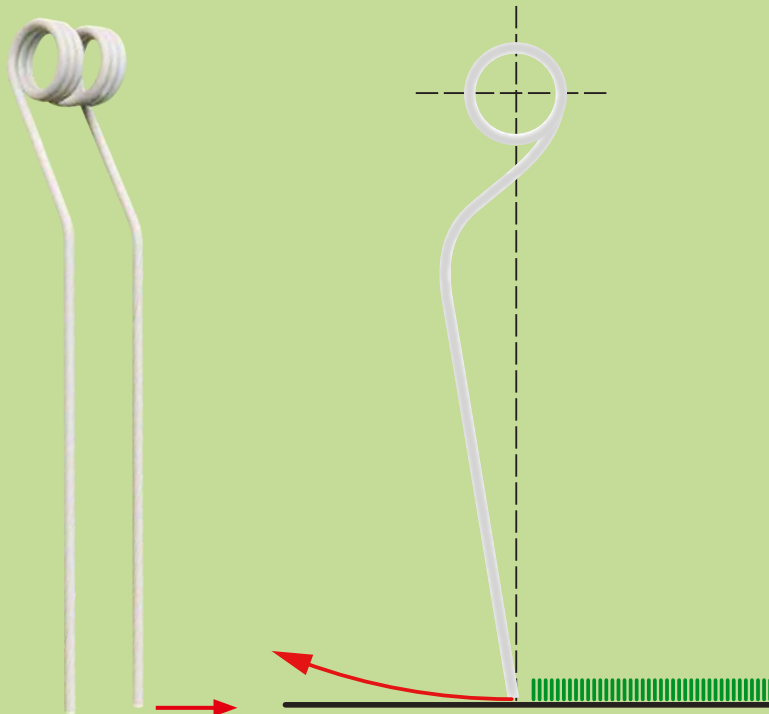
- Remove the lynch pins, remove the tine arms – slot into the storage mountings – secure in place.
- The tines are stowed away tidily and secured in place by lynch pins.





Tines for precision operation

- Robust tines with an optimal tine form ensure the tine point is directly in line with the tine arm. The tines do not lift away from ground when put under load by the ground or forage – the rake operates with precision.
- Because the tines do not need to exert high pressure on the ground, there is less stress on the cam track and cam rollers. Forage contamination is reduced, forming consistent swaths without lumps.
- The tines are drawn out of the swath cleanly without flicking material.



Transport chassis on EUROTOP 421 A, 461 A, 611 A and 691 A

- Pöttinger equips most rakes with tandem axles which can also be used for road transport. These run really smoothly both during operation and road transport.
- The tandem axles are fitted with floatation tyres which make high travelling speeds possible.
- The rotors are lifted hydraulically to drive over swaths, or at headland turns – 1.64' / 500 mm of ground clearance.



1.64' / 500 mm ground clearance at headland turns

EUROTOP 340 / 340 N / 340 U EUROTOP 380 N



Single-rotor rakes

EUROTOP 340 N / 380 N

Single-rotor rakes are available in working widths between 9.19' / 2.80 m and 15.1' / 4.60 m. The ideal rakes for small fields. Robust headstocks and huge flotation tyres make for smooth and high capacity operation.

- 10 arms, working width 11.15' / 12.47' / 3.40 m / 3.80 m
- The cost-effective alternative for smaller farms.
- Rakes with pivoting headstocks follow in the tractor's tracks. The machine automatically pivots into the central position when lifted.
- Shock absorbers (optional) stabilise the rake and prevent it swaying on slopes. The shock absorbing struts keep the rake straight when operating across slopes.



EUROTOP 340 U – rigid mounting the universal, neat solution

- 10 arms, working width 3.40 m / 11'2"
- Versatile mountings for forwards or reverse drive enhance forage crop farming operations. The tractor does not drive over the crop, leaving the forage clean even on marshy, damp meadowland.
- The shock absorbing struts keep the rake straight when operating across slopes.



ALPINTOP 300 U – alpine rake

- 8 arms, working width 9.84' / 3.0 m – smooth running on slopes.
- Lightweight design weighs in at just 551 lbs / 250 kg.
- Universal applications:
 - a) Front mounting with right-hand swath placement and Multitast wheel in front of rotor.
 - b) Rear mounting with right-hand swath placement. Reversing gear required.
- Options: Multitast wheel, Universal gearbox for front / rear – 540/1000 rpm and PTO with free-wheel.



EUROTOP 421 A / 461 A



Single-rotor rakes for higher performance

EUROTOP 421 A / 461 A

The single-rotor rake is still the best solution for small areas. For big performance with small tractors, the EUROTOP 421 A and 461 A are also available as trailed versions.

- Trailed version, 12 arms, working width 13.77' / 4.20 m or 15.1' / 4.60 m.
- The drawbar is equipped with a clevis plate to provide extra stability on slopes and while cornering.
- The unit is raised hydraulically for transport. Hydraulic cylinders on the chassis and drawbar provide the necessary ground clearance.

EUROTOP 421 N

- three-point linkage mounted with pivoting headstock, 12 arms, working width 13.77' / 4.20 m.

EUROTOP 461 N

- three-point linkage mounted with pivoting headstock with rubber-mounted lower linkage pins, 12 arms, working width 15.1' / 4.60 m.



- The EUROTOP 421 / 461 single rotor rakes are equipped with 12 tine carrier arms, each with 4 dual tines.
- Floating tandem axles are supplied as standard. This makes the rake 421 A really smooth running both during operation and while being transported on the road. 18 x 8.5-8 6 PR tyres add to the smoothness.
- Greater stability with no risk of tipping over is ensured on slopes thanks to its low centre of gravity.



Rubber buffers on the lower linkage for EUROTOP 461 N

EUROTOP 611 A / 691 A



Twin rotor rakes with side swath placement

The twin rotor rake is becoming more and more popular due to its economic price and excellent manoeuvrability.

These side-delivery rakes can be used to rake a large single swath or two small night swaths. Configuration changes and headland sequence are hydraulic.

EUROTOP 611 A

- 12 arms per rotor, working width 11.15' to 20.3' / 3.40 to 6.20 m.

EUROTOP 691 A

- 12 arms per rotor, working width 13.78' to 22.64' / 4.20 to 6.90 m.





Absolute adaptability

- The frame is designed so that the two rotor units can ride over uneven ground completely independently of each other.
- Vertical freedom of movement is provided by a joint directly behind the input gearbox.
- Transverse movement of the rear rotor unit is enabled by a pivot bearing mounted within the frame itself, and by a universal joint between the rear frame beam and the rotor unit.



A joy to drive

- These rakes are fitted with 18.5 x 8.5-8 6 PR floatation tyres as standard.
- The tandem axle chassis makes these rakes extremely smooth running.
- The rotors are raised hydraulically for transport, providing a ground clearance of 19.7" / 500 mm!





EUROTOP 651 A / 801 A



Twin rotor side rakes with transport chassis

The top end in performance

Twin rotor side rakes are ideal for arable forage cash crops and high productivity harvesting systems. The important factors are an optimum initial setup combined with the greatest freedom of movement of each rotor to adapt to the ground surface.

EUROTOP 651 A

- 10 + 12 arms per rotor, twin rotor rake with side swath placement and a fixed working width of 21.0' / 6.40 m. The cost-effective alternative to steered transport chassis.

EUROTOP 801 A

- 12 arms per rotor, hydraulically adjustable for one or two side swaths.
- Working width with one swath 21.98' / 6.70 m or 24.93' / 7.60 m with two side swaths.



Multi-purpose, manoeuvrable, convenient

Robust frame, steered chassis

- Steered accurately by a linkage, the EUROTOP follows in the tractor's tracks when turning.
- This unit is extremely manoeuvrable. Fitted with large 260/70-15.3 tyres.
- Extremely straightforward driveline with universal joints, the driveshafts do not have to operate at a tight angle and the whole machine runs smoothly ensuring a long service life. Each rotor is protected individually.



Convenient operation

- The rake is operated from the tractor's seat using a single-acting cylinder. For turning and transport, both rotors are raised one after the other controlled by a sequence valve.

EUROTOP 801 A

Placing a side swath

- Working width 21.98' / 6.70 m.
- Rotors set close together, front swath curtain removed. A large swath is placed to the side. Cleared width 43.31' / 13.20 m.
- Large swaths can be formed by placing the two swaths together.

Raking two individual swaths or night swaths

- Working width 24.93' / 8.50 m.
- The rotors are moved further apart to rake a single swath. Two large straw swaths can also be raked in a single pass.

EUROTOP 620 N / 620 A / 701 A



Centre delivery rake with mechanical working width adjustment

EUROTOP 701 A

Centre delivery rakes are well-known for their uniform, airy swath placement. It is important that the rake rakes an ideal swath for the following harvester: width, shape and distribution of weight are critical factors. Working with precision increases the harvesting performance.

- 10 arms per rotor, the working width can be adjusted between 20.67' and 23.29' / 6.30 and 7.10 m.
- The rotors are raised hydraulically to a detent for turning, and are raised completely vertical for road transport.
- Because the driveline is fitted with double universal joints the rotors can still rotate freely when raised whilst turning.



The width is adjusted mechanically at the rotor arms.





The classic centre delivery rake with a fixed working width

EUROTOP 620 A – trailed

- 10 arms per rotor, working width 19.35' / 5.90 m.
- This manoeuvrable machine is equipped with a sturdy main frame and a length-adjustable drawbar.
- Both rotors are height-adjustable, guaranteeing fully independent ground tracking of each rotor.
- The rotors can be raised without disengaging the PTO. As the rotors are raised also the chassis lifts upwards to ensure sufficient ground clearance at headlands and on the road.



EUROTOP 620 N

Mounted machine with pivoting headstock

- Working width 19.35' / 5.90 m, for areas where frequent turns are required.
- The frame and rotors are locked hydraulically in the centre position during lifting. Shock absorber struts on both sides as standard.
- Freedom of movement on suspension for both rotors for precision ground tracking.
- Rotors are lifted hydraulically; tine arms can be removed to reduce transport height.
- Raking with one rotor is also possible, if required.



EUROTOP 771 A / 881 A



Hydraulic-adjustable centre delivery rakes with variable working width

Centre delivery rakes are well-known for their uniform, airy swath placement. Each rake rotor is fitted with a floating tandem chassis as standard to achieve ideal results with the best combination of working width and driving speed.

Centre delivery rake with hydraulically adjustable working width.

- These EUROTOP models are steered to precisely follow in the tractor's tracks.
- Extremely manoeuvrable rake, despite its size. Chassis is fitted with large 260/70-15.3 tyres.
- Impressive power transmission engineering: straight drivelines, smooth-running, long service life. Each rotor is protected individually.

EUROTOP 771 A

- 12 arms per rotor, working width from 22.97' to 25.59' / 7.0 to 7.80 m, infinitely variable.

EUROTOP 881 A

- 12 arms per rotor, working width from 25.59' to 28.21' / 7.80 to 8.60 m, infinitely adjustable.
- The EUROTOP 881 A rakes a 3.94' to 7.22' / 1.20 to 2.20 m swath.



Hydrocomfort

- The rotors are raised hydraulically to a detent for turning – plenty of ground clearance at headlands.
- The rotors are fully raised vertically for road transport, and the arms can be removed to lower the clearance height.
- Because the driveline is fitted with double universal joints the rotors can still rotate freely when raised. No risk of damage if the operator makes an error.



Single-rotor rakes

Farmers' needs are growing – and so is our product range.

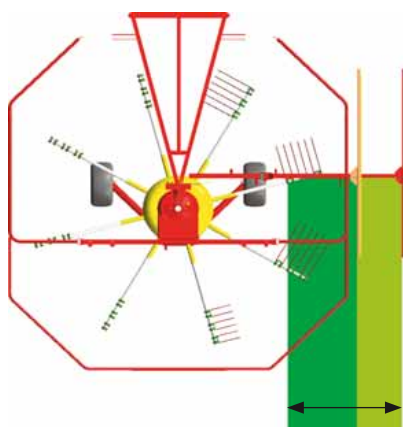
In addition to meeting the needs of small to medium sized farms we also need to satisfy the requirements of contractors and large farms.

EUROTOP	Working width ft / m	Mounting	Axle	Arms per rotor
ALPINTOP 300 U	9.84 / 3.0	rigid	single-axle	8
340	11.15 / 3.4	rigid	single-axle	10
340 U	11.15 / 3.4	rigid	single-axle	10
340 N	11.15 / 3.4	pivoting headstock	single-axle	10
380 N	12.47 / 3.8	pivoting headstock	single-axle	10
421 A	13.78 / 4.2	drawbar	tandem	12
421 N	13.78 / 4.2	pivoting headstock	tandem	12
461 A	15.09 / 4.6	drawbar	tandem	12
461 N	15.09 / 4.6	pivoting headstock	tandem	12

PTO speed – 540 rpm

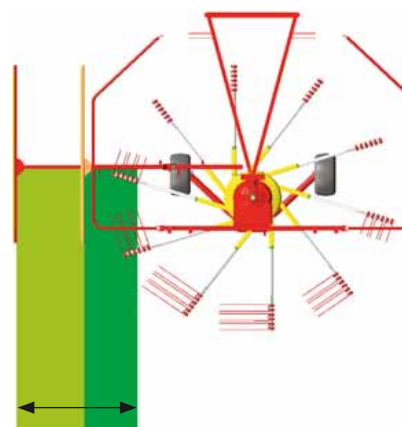
N = pivoting headstock, **U** = rear or front-mounted – for forwards and reverse, **A** = trailed

ALPINTOP 300 U



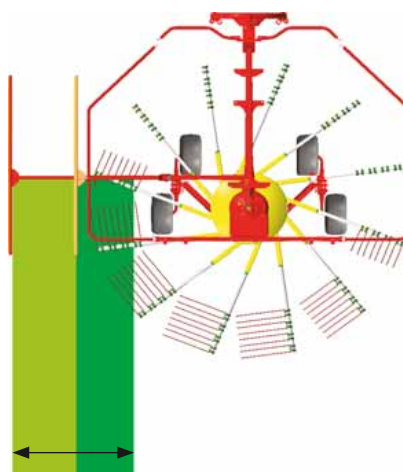
0.45 m – 1.15 m
1.45' – 3.77'

EUROTOP 340



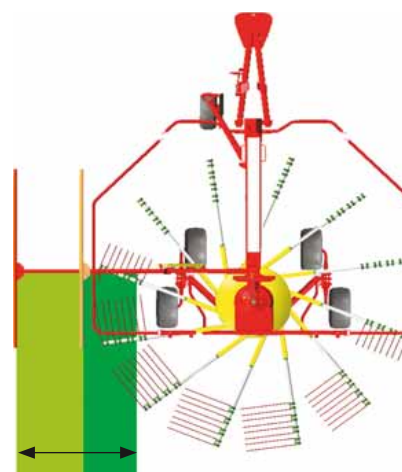
0.45 m – 1.65 m
1.45' – 5.41'

EUROTOP 421 N



0.60 m – 1.60 m
1.97' – 5.25'

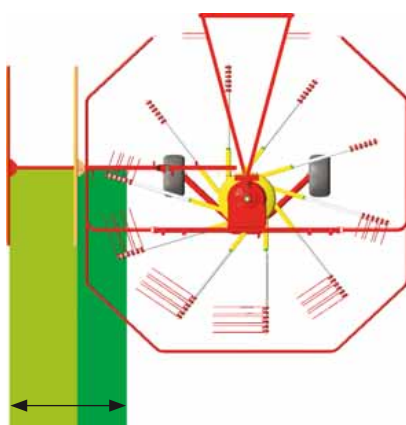
EUROTOP 421 A



0.60 m – 1.60 m
1.97' – 5.25'

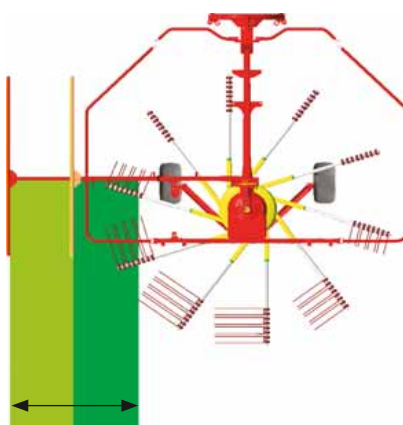
Removable arms	Dual tines per arm	Swath delivery	Rotor diameter ft / m	Transport width ft / m	Min. kW / hp	Height adjustment system	Weight lbs / kg
4	3	right	8.37 / 2.55	4.27 / 1.3	15 / 20	on wheels	551 / 250
10	3	left	9.25 / 2.82	4.59 / 1.4	15 / 20	handcrank	728 / 330
10	3	left	9.25 / 2.82	5.48 / 1.67	15 / 20	handcrank	772 / 350
10	3 / 4 optional	left	9.25 / 2.82	5.48 / 1.67	15 / 20	handcrank	772 / 350
10	4	left	9.78 / 2.98	5.48 / 1.67	18 / 25	handcrank	838 / 380
12	4	left	10.76 / 3.28	6.89 / 2.1	15 / 20	on chassis	1499 / 680
12	4	left	10.76 / 3.28	6.43 / 1.96	29 / 40	handcrank	1191 / 540
12	4	left	11.81 / 3.6	7.74 / 2.36	15 / 20	on chassis	1841 / 835
12	4	left	11.81 / 3.6	7.74 / 2.36	35 / 50	handcrank	1499 / 680

EUROTOP 340 U



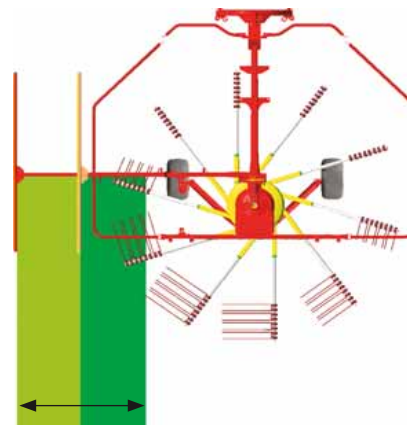
0.45 m – 1.65 m
1.45' – 5.41'

EUROTOP 340 N



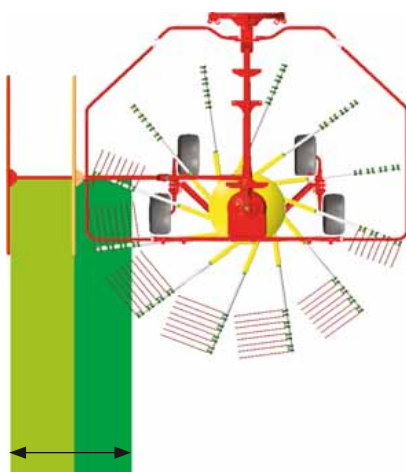
0.45 m – 1.65 m
1.45' – 5.41'

EUROTOP 380 N



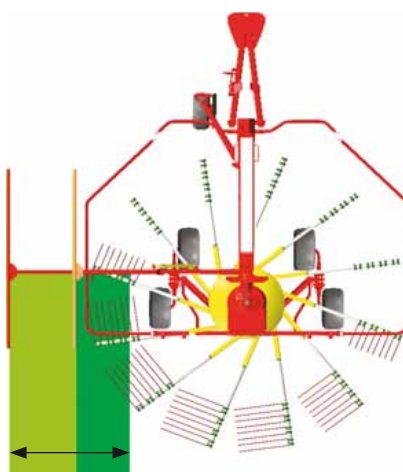
0.60 m – 1.65 m
1.97' – 5.41'

EUROTOP 461 N



0.60 m – 1.65 m
1.97' – 5.41'

EUROTOP 461 A



0.60 m – 1.65 m
1'11.5" – 5'5"

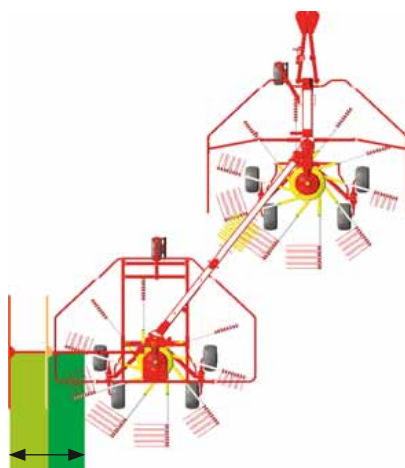
Trailed rakes

EUROTOP	Working width ft / m	Mounting	Swath delivery	Axle rotor chassis	Arms per rotor
611 A	11.1 – 20.3 / 3.4 – 6.2	drawbar	side	single-axle	12 + 12
691 A	13.8 – 22.6 / 4.2 – 6.9	drawbar	side	tandem	12 + 12
651 A	21.0 / 6.40	lower linkage	side	single-axle	10 + 12
801 A	22.0 – 24.9 / 6.7 – 7.6	lower linkage	side	tandem	12 + 12
620 N	19.35 / 5.90	pivoting headstock	middle	single-axle	10 + 10
620 A	19.35 / 5.90	drawbar	middle	single-axle	10 + 10
701 A	20.7 – 23.3 / 6.3 – 7.1	lower linkage	middle	single-axle	10 + 10
771 A	23 – 25.6 / 7.0 – 7.8	lower linkage	middle	tandem	12 + 12
881 A	25.6 – 28.2 / 7.8 – 8.6	lower linkage	middle	tandem	12 + 12

PTO speed – 540 rpm

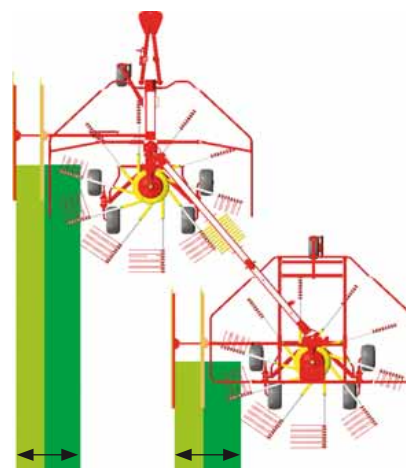
N = pivoting headstock, **A** = trailed

EUROTOP 611 A / 691 A



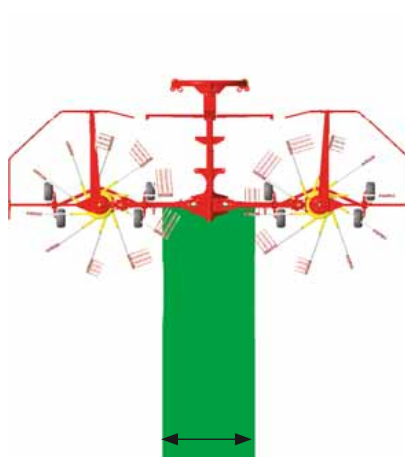
0,60 m – 1,90 m
1.97' – 6.23'

EUROTOP 611 A / 691 A



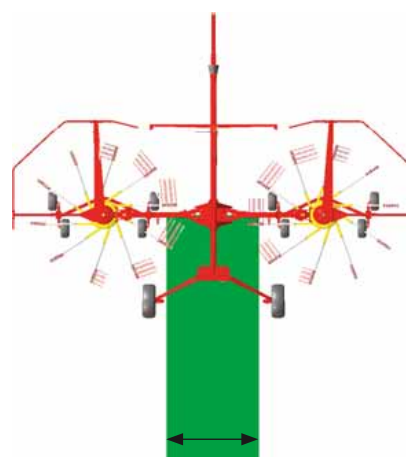
2 x 0,60 m – 1,90 m
2x 1.97' – 6.23'

EUROTOP 620 N



1,00 m
3.28'

EUROTOP 620 A



1,00 m
3.28'

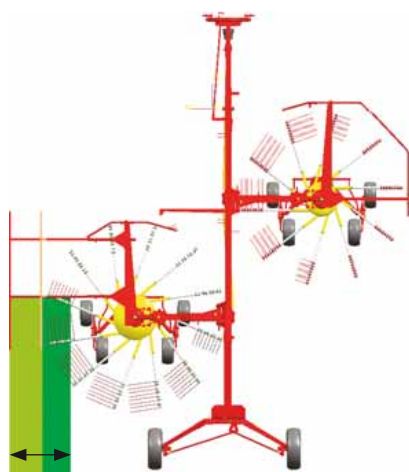
Removable arms	Dual tines per arm	Rotor diameter ft / m	Transport width ft / m	Max. transport speed	Parking height ft / m	Min. kW/hp	Weight lbs / kg
24	4	9.78 / 2.98	6.89 / 2.1	24.8 mph / 40 km/h	3.6 / 1.1	30 / 40	3087 / 1400
24	4	10.76 / 3.28	7.87 / 2.4	24.8 mph / 40 km/h	3.6 / 1.1	37 / 50	3418 / 1550
22	4	9.78+10.33 / 2.98+3.15	9.35 / 2.85	24.8 mph / 40 km/h	11.29 / 3.44	37 / 50	3903 / 1770
24	4	10.33 / 3.15	9.35 / 2.85	24.8 mph / 40 km/h	11.15 / 3.4	44 / 60	4167 / 1890
20	3 / 4	9.25 / 2.82	8.86 / 2.7	24.8 mph / 40 km/h	9.51 / 2.9	44 / 60	1896 / 860
20	3 / 4	9.25 / 2.82	8.86 / 2.7	24.8 mph / 40 km/h	9.51 / 2.9	29 / 40	2205 / 1000
20	4	9.78 / 2.98	9.35 / 2.85	24.8 mph / 40 km/h	10.56 / 3.22	29 / 40	3308 / 1500
24	4	10.76 / 3.28	9.35 / 2.85	24.8 mph / 40 km/h	10.99 / 3.35	37 / 50	3903 / 1770
24	4	11.81 / 3.6	9.51 / 2.9	24.8 mph / 40 km/h	11.98 / 3.65	40 / 55	4366 / 1980

4 optional

to national road
safety requiriements

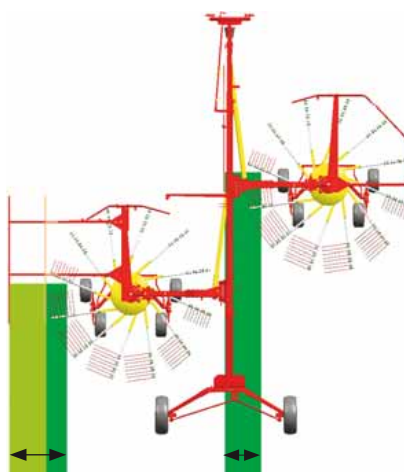
Arms removed

EUROTOP 651 A



0,60 m – 1,60 m
1.97' – 5.25'

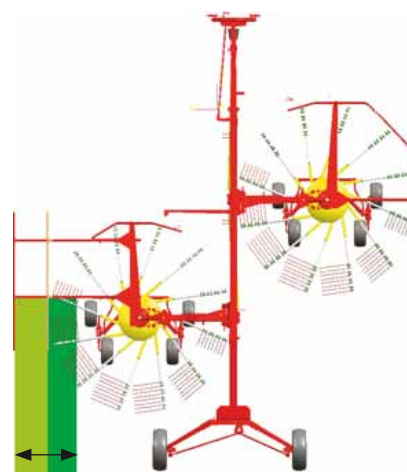
EUROTOP 801 A



0,60 m – 1,90 m
1.97' – 5.25'

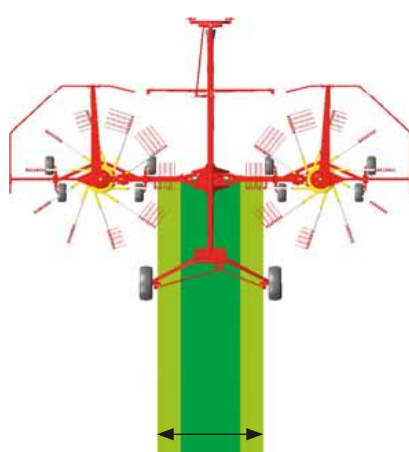
0,80 m
2.95'

EUROTOP 801 A



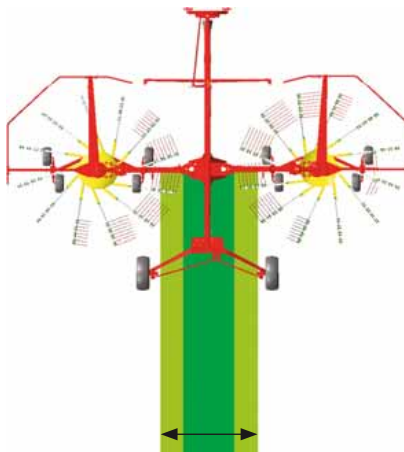
0,60 m – 1,90 m
1.97' – 6.23'

EUROTOP 701 A / 771 A



0,90 m – 1,70 m
2.95' – 5.58'

EUROTOP 881 A



1,20 m – 2,20 m
3.94' – 6.56'

All data for information only, features may vary from country to country.

Options

EUROTOP	Rotor axles	Tandem-axes	Rotor wheel tyres standard / optional	Chassis tyres 260 / 70-15.3
ALPINTOP 300 U	pivot wheels		15 x 6.00-6	
340	pivot wheels		15 x 6.00-6 / 16 x 6.5-8	
340 U	pivot wheels		15 x 6.00-6 / 16 x 6.5-8	
340 N	rigid	<input type="checkbox"/>	15 x 6.00-6 / 16 x 6.5-8	
380 N	rigid	<input type="checkbox"/>	16 x 6.5-8	
421 A	rigid	<input checked="" type="checkbox"/>	18.5 x 8.5-8	
421 N	rigid	<input checked="" type="checkbox"/>	16 x 6.5-8	
461 A	rigid	<input checked="" type="checkbox"/>	18.5 x 8.5-8	
461 N	rigid	<input checked="" type="checkbox"/>	16 x 6.5-8	
611 A	rigid	<input type="checkbox"/>	18.5 x 8.5-8	
691 A	rigid	<input checked="" type="checkbox"/>	18.5 x 8.5-8	
651 A	rigid	<input type="checkbox"/>	16 x 6.5-8	<input checked="" type="checkbox"/>
801 A	rigid	<input checked="" type="checkbox"/>	16 x 6.5-8	<input checked="" type="checkbox"/>
620 N	rigid	<input type="checkbox"/>	16 x 6.5-8	
620 A	rigid	<input type="checkbox"/>	15 x 6.00-6 / 16 x 6.5-8	<input checked="" type="checkbox"/>
701 A	rigid	<input type="checkbox"/>	16 x 6.5-8	<input checked="" type="checkbox"/>
771 A	rigid	<input checked="" type="checkbox"/>	16 x 6.5-8	<input checked="" type="checkbox"/>
881 A	rigid	<input checked="" type="checkbox"/>	16 x 6.5-8	<input checked="" type="checkbox"/>

■ = standard, □ = optional



	Reversing gear	Reversing gear
--	----------------	----------------

ALPINTOP 300 U

☐

EUROTOP 340 U

☐

■ = standard, □ = optional



Chassis steering	Hydraulic lift system	Multitast wheel	Shock absorber struts, Stabiliser strut	Swath curtains raised hydraulically	Warning signs lighting
		<input type="checkbox"/>			<input type="checkbox"/> / -
		<input type="checkbox"/>			<input type="checkbox"/> / <input type="checkbox"/>
		<input type="checkbox"/>			<input type="checkbox"/> / <input type="checkbox"/>
		<input type="checkbox"/>	<input type="checkbox"/> / -	<input type="checkbox"/>	<input type="checkbox"/> / <input type="checkbox"/>
		<input type="checkbox"/>	<input type="checkbox"/> / -	<input type="checkbox"/>	<input type="checkbox"/> / <input type="checkbox"/>
	chassis	<input type="checkbox"/>		<input type="checkbox"/>	■ / <input type="checkbox"/>
		<input type="checkbox"/>	<input type="checkbox"/> / ■	<input type="checkbox"/>	<input type="checkbox"/> / <input type="checkbox"/>
	chassis	<input type="checkbox"/>		<input type="checkbox"/>	■ / <input type="checkbox"/>
		<input type="checkbox"/>	■ / -	<input type="checkbox"/>	<input type="checkbox"/> / <input type="checkbox"/>
hydraulic	chassis	<input type="checkbox"/>		<input type="checkbox"/>	■ / ■
hydraulic	chassis	<input type="checkbox"/>		<input type="checkbox"/>	■ / ■
linkage	rotor	■			■ / ■
linkage	rotor	■			■ / ■
	rotor		■ / -		■ / ■
	rotor	<input type="checkbox"/>			■ / ■
linkage	rotor	<input type="checkbox"/>			■ / ■
linkage	rotor	<input type="checkbox"/>			■ / ■
linkage	rotor	<input type="checkbox"/>			■ / ■



Hydraulic steering




Steering linkage



Shock absorber struts



Stabiliser strut



All data for information only, features may vary from country to country.



Supreme service

You can rely on us.

Wherever they are in the world, our customers can rely on a fully developed network of sales and service partners. This close proximity to the customer guarantees fast delivery of spare parts and also ensures professional machine set-up and handover by qualified specialists. We are on hand wherever you happen to be.

Our range of professional services:

- Original Inside parts. 24-hour ordering service online.
- Long-term stock of spare parts.
- Expertise through regular training – For professional personnel.
- and much more...

... find out more from your Pöttinger partner, or visit www.pottinger.at!



www.pottinger.at

Alois Pöttinger
Maschinenfabrik GmbH
 Industriegelände 1
 A-4710 Grieskirchen
 Phone: +43 (0) 7248 600-0
 E-mail: landtechnik@pottinger.at

Alois Pottinger UK Ltd
 St Marks Road, Corby
 Northamptonshire NN18 8AN
 Phone: +44 (0) 844 561 0644
 E-mail: info.uk@pottingeruk.co.uk
www.pottingeruk.co.uk

Pottinger Canada Inc.
 650, Route 112
 St-Cesaire, PQ J0L 1T0
 Phone: (450) 469-5594
 E-Mail: sales.canada@pottinger.ca
www.pottinger.ca

Pottinger US Inc.
 393 Pilot Drive
 Valparaiso, IN 46383
 Phone: (219) 510-5534
 E-mail: sales.us@pottinger.us
www.pottinger.us

Pottinger Ireland Ltd.
 Cashel Road, Clonmel
 Co. Tipperary
 Phone: +353 (0)52 61 25766
 E-mail: info.ie@pottinger.at

Pottinger Australia P/L
 15 Fordson Road
 Campbellfield, VIC 3061
 Phone: +61 3 9359 2969
 E-mail: sales.au@pottinger.com.au
www.pottinger.com.au

Importer for New Zealand:
Origin Agroup
 PO Box 673, 57 Hautapu Road
 Cambridge – New Zealand
 Phone: +64 7 823 7582
 E-mail: info@originagroup.co.nz
www.originagroup.co.nz

Importer for South Africa:
Valtrac Parys (Pty) Ltd.
 Cnr. Water & Buiten Street
 9585 Parys
 Phone: +27 (0) 56 817 7338 / 7308
 E-mail: sales@valtrac.co.za
www.valtrac.co.za