

# PÖTTINGER SYNKRO

Two- and three-gang stubble cultivators



All information online



97+220.02.0913

  
**PÖTTINGER**





## Airing the ground SYNKRO stubble cultivator with working widths of 8.2' - 19.68' / 2.50 m - 6 m - 19.68'

The PÖTTINGER SYNKRO cultivators have been developed to deliver optimum stubble cultivation, and are suitable for both shallow and deep soil preparation. During the design, special attention was paid to low drag and low power requirements. Our compact two-gang series operates smoothly at a low power requirement. The frame height of 31.49" / 80 cm ensures your working process will not be disrupted.

SYNKRO three-gang stubble cultivators are ideal for shallow stubble work and deep tillage. A central adjustment system allows you to regulate the working depth both quickly and simply.

## Contents

	Page
SYNKRO 1020 series two-gang mounted stubble cultivators	4
SYNKRO 1030 series three-gang stubble cultivators	8
Trailed stubble cultivators	15
Technical data	18
Standard & Optional Equipment	22



## SYNKRO 1020 series short, compact two-gang stubble cultivators

These low drag resistance and compact two-gang cultivators are designed for lighter weight tractors with lower lifting power.

The angle of the SYNKRO headstock is adjustable. This enables an ideal match to your tractor. The optimized hitching geometry improves ground clearance on headland turns and during transport.



**Compact construction and adaptable headstock**

- The compact frame is a trademark of the SYNKRO 1020. The first row of tines is very close to the tractor for a very favourable centre of gravity.
- Two lower linkage positions are available with three mounting positions possible for the top link.
- The angle of the headstock is also adjustable. As a result the stubble cultivator can be adapted to all sizes of tractor.
- The 3.93" x 3.93" / 100 x 100 mm fine-grained steel frame tubes provide the highest stability.
- 29.52" / 75 cm gang spacing and 31.49" / 80 cm frame height guarantee maximum clearance.
- With longitudinal beams configured in a taper, the tractor's pulling power is transferred from the lower linkages directly to the mountings for the rear roller.

**Durable tines and shares**

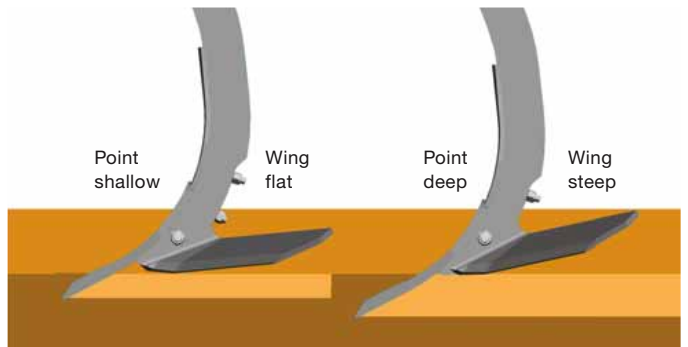
- The two-gang SYNKROs are equipped with split chisel point shares and wide goose foot shares. With a tool spacing of 17.71" / 45 cm the soil is cut right through.
- The goose foot shares can be mounted in two positions using one bolt.
- Lightly curved guide plates ensure intensive mixing to the side while the frame and tractor remain clean. The outer tines are fitted with edge guide plates.
- The tines are mounted on shear bolts. Three tine positions ensure reliable penetration in all soil conditions.
- Spring-mounted tines on the SYNKRO NOVA guarantee non-stop cultivation on rocky soil with two tine positions. The leveling discs are also spring-mounted.
- Hardened steel points and armoured goose foot shares are available to extend service life even further.



Hardened chisel points and armoured goose foot shares



Double-diamond with goose foot share



Two positions for the goose foot share for very shallow or very deep cultivation



## Folding wide models SYNKRO 4020 K / 5020 K / 6020 K

The mounted stubble cultivators with working widths between 13.12' / 4.0 m and 19.68' / 6.0 m can be folded upwards for road transport to that they are within 9.84' / 3.0 m and still have a low transport height. The folding system is equipped with automatic mechanical transport interlocks.



Hydraulic folding enables convenient and trouble-free road transport at a width of 9.84' / 3.0 m.

- The cultivators are folded in two halves to achieve a low transport height.
- The interlock engages automatically using a mechanical limit stop catch activated by a hydraulic cylinder and lock pin.



#### Easy adjustment

- Working depth is adjusted quickly and easily at the rear roller.
- The matrix system is easily accessible, with just one adjustment point on each side.
- The rear roller is secured in place to transfer additional weight to the soil cultivator.



#### Proven tools

- The levelling discs are guided by the rear roller and adjusted together in parallel; they can also be depth-adjusted in pairs.
- The optional edging discs can be folded inwards for a transport width of 9.84' / 3 m.



## SYNKRO 1030 three-gang stubble cultivators

The three-gang SYNKRO 1030 cultivators are ideal for shallow and deep stubble cultivation with tractors from 100 hp upwards. They offer technical solutions for even more efficient operation and convenient adjustment. SYNKRO 1030 NOVA machines are equipped with overload protection.

The central adjustment system at the front for setting the working depth is a special feature: easy accessibility for safer and more convenient adjustment is guaranteed.

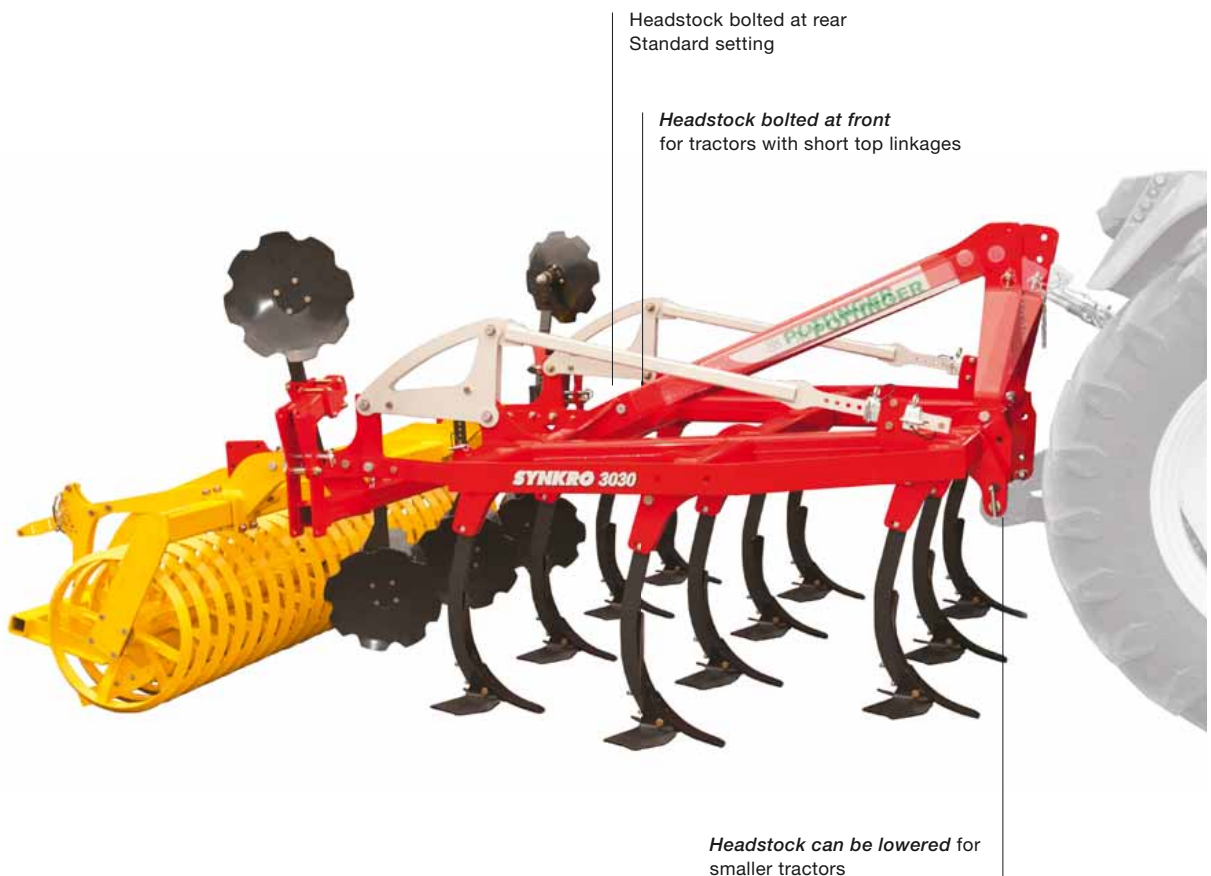


# SYNKRO 3030 / 3530

## compact mounted stubble cultivators

Tractors with up to 190 hp have a huge range of hitch geometries. The range of adjustment on the headstock ensures excellent ground penetration and sufficient transport height.

- The compact frame is a trademark of the SYNKRO 3030 / 3530. The first row of tines is very close to the tractor for a very favourable centre of gravity.
- Two lower linkage heights with Cat 2 / width 2 clevis-type mounting lugs.
- The headstock angle can be adjusted and with three top linkage positions optimum adaptation to any tractor is guaranteed.
- The gang spacing of 29.52" / 75 cm and frame height of 33.46" / 85 cm guarantee maximum clearance for harvest trash, even during deep cultivation.



- 100 x 3.93" / 100 mm frame tubes made from fine-grained steel give the greatest stability.
- With longitudinal beams configured in a taper, the tractor's pulling power is transferred from the lower linkages directly to the mountings for the rear roller.
- Thanks to the tapered frame the depth adjustment system is easily accessible on both sides without danger to the operator.
- The levelling discs are guided by the rear roller and adjusted together in parallel; they can also be depth-adjusted in pairs.
- The optional edging discs can be folded inwards for a transport width of 9.84' / 3 m.



## Non-stop cultivation on stony or very hard ground.



PÖTTINGER has completely updated the NOVA stone protection system. It now features a newly developed horizontal spring unit. In addition, the levelling discs are mounted on rubber elements. This ensures reliable triggering and protection of the tillage tools.



Spring-mounted levelling discs

**When obstacles are met, uninterrupted working is guaranteed by safe unlatching and the large escape height.**

- The triggering force of 1102 lbs / 500 kg diminishes as the leg is raised – stones are not pulled up or loosened. This protects both the cultivator and the tractor.
- On the SYNKRO NOVA the first row of tines is located as far forward as possible to bring the weight as close as possible to the tractor.
- The levelling discs on the SYNKRO NOVA are also equipped with maintenance-free overload protection.

**Cutting right through the whole surface, perfect mixing in and excellent crumbling are what make SYNKRO stubble cultivators so successful on the market. SYNKROs feature proven share geometry for uniform working in and intensive mixing of harvest residues, liquid manure, muck and mulch.**



Edge guide plate

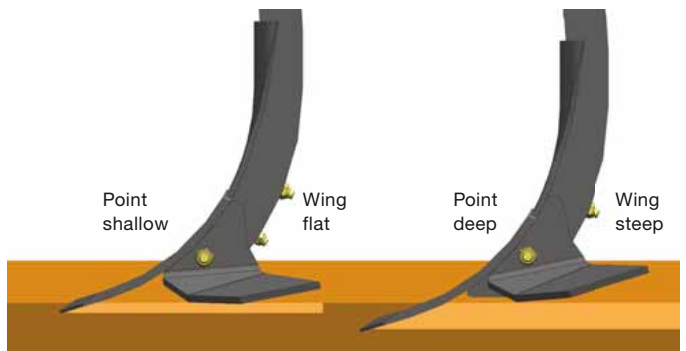
- The mounting legs have been engineered to form an arc for a perfect working angle. The mountings reach right down the leg to provide a high level of stability.
- The tines are mounted on shear bolts. There are two settings for matching penetration performance to the operating conditions, even on dry and hard ground.
- The three-gang SYNKROs are equipped with split chisel point shares and goose feet as standard. The narrow tool spacing of 10.62" / 27 cm ensures optimum mixing-in of harvest residues – an ideal prerequisite for mulch drilling.
- The goose foot shares can be mounted in two positions using one bolt. For deeper work the goose-feet can be removed by undoing just one bolt on each leg.
- The lightly curved guide plates mix the flow of earth from the side – an intensive rolling movement without flinging earth up into the frame. The outer tines are fitted with edge guide plates.
- Hardened steel points and armoured goose foot shares are available to extend service life even further.
- For especially shallow work PÖTTINGER offers straight tines with a quick-change system or double-diamond goose foot shares.
- SYNKRO 1030: For deep loosening work down to 10.62" / 30 cm a narrow share with quick-change system, chisel points or double-diamond shares can be implemented on their own.



Chisel points with goose foot as standard

Hardened chisel points and armoured goose foot shares

Double-diamond with goose foot share



Two positions for the goose foot share for very shallow or very deep cultivation




## The highest level of convenience

The rear rollers assume the role of depth control for the cultivator and the levelling discs. Working depth can quickly be adjusted using a matrix system at the front without risk to the operator. Setting up for different soil conditions is quick and straightforward.



### Ingenious technology

- The new depth adjustment for the rear roller enables the working depth to be adjusted quickly and easily using a straightforward pin-in-hole system.
- Thanks to the tapered frame the adjustment system is easily accessible.
- You only need to adjust one point on the left and right at the front – even on wide, folding cultivators.
- The position of the rear roller is locked to provide an additional transfer of weight from the rear roller to the stubble cultivator.



### Perfect power transfer

- The solid longitudinal beams taper together at the headstock.  
The result is a perfect power transfer across the whole working width.
- The tractor's pulling power is transferred from the lower linkages to the mountings for the rear roller.



### Maintenance-free levelling discs

- The levelling discs are scalloped. They are guided by the rear roller and adjusted together in parallel; they can also be depth-adjusted in pairs.
- A six-lip labyrinth seal provides completely tight protection for the ball bearing. The bearing is therefore maintenance-free; no complicated work required.
- Edging discs are available as an option to prevent ridges forming. These can be folded inwards to reduce height for transport and parking.



## **SYNKRO 1030 K / T** **Mounted cultivator – folding / trailed**

The mounted and folding stubble cultivators with working widths between 13.12' / 4.0 m and 19.68' / 6.0 m can be raised for road transport so that they are within 9.84' / 3.0 m and still have a low transport height. The folding system is equipped with automatic mechanical transport interlocks.



Interlocked using a hydraulic cylinder with locking pin

#### For high output

- The cultivators are folded in two halves to achieve a low transport height.
- The interlock engages automatically using a hydraulic cylinder and locking pin.

#### SYNKRO 1030 T trailed stubble cultivator

- During operation the transport chassis is raised. This exerts extra load on the tillage tools. Reliable penetration is therefore guaranteed on heavy, dry and hard ground.
- On the folding cultivators the sturdy longitudinal beams are also tapered towards the headstock. Perfect power transfer across the entire working width.
- Working depth is easily adjusted using a pin-in-hole system on either side of the implement. Access is easy and hazard-free.
- Two 10/75-15.3 front support wheels are available to provide especially smooth guidance. Depth adjustment using ratchet top linkage.



## Trailed stubble cultivators

The transport chassis ensures that the hitch and rear axle of the tractor are not overloaded. The cultivators are folded in two halves. The chassis is wide and is lowered during road transport to provide a low center of gravity of gravity for excellent driving stability. The automatic limit stop interlocks also contribute to safety on the road.



# Performance and convenience



Drawbar and transport chassis can also be retrofitted.

## Practical drawbar




- The drawbar is mounted on the standard headstock. The adjustable top link allows a perfect match to the tractor. Optimum ground clearance at headlands and during transport is ensured.
- The lower linkage mounting yoke features Cat. 3, width 2 or Cat. 3, width 3 clevis-type lugs. Cat. 4 is available as an option.
- A telescopic drawbar with various connections is also available. A steering angle of up to 95° is then possible up to a tractor outside width of 9.84' / 4.20 m.
- Hose holders and parking stands come as standard.

## Generously dimensioned chassis

- The chassis is mounted at the rear with support struts extending to the headstock. Perfect adjustment for the rear roller and plenty of lifting height are guaranteed.
- 500/45-17 tyres are standard, while for softer ground 550/45-22.5 tyres are also available.
- Air brakes or hydraulic brakes are also available to provide enhanced safety at driving speeds up to the legal limit. A parking brake is included.

# Not all soil is the same.




It's your choice. PÖTTINGER offers a wide range of rear rollers for perfect results with the desired seedbed structure for every type of soil. The whole range of rollers features precision manufacturing and robust design engineering.

Roller type	Cage roller inch / m		Double bar-cage roller inch / m	Cutting ring inch / m
Diameter	21.25" / 540 mm 11 bars	25.98" / 660 mm 12 bars	front 21.25" / 540 mm rear 16.53" / 420 mm	23.62" / 600 mm
				
dry soil	■	■	■	■
medium soil	■	■	■	■
damp soil	-	-	-	■
light soil	■	■	■	■
medium soil	■	■	■	■
heavy soil	-	-	-	■
<b>2520 / NOVA</b>	617 lbs / 280 kg	793 lbs / 360 kg	-	41014 lbs / 460 kg
<b>3020 / NOVA</b>	716 lbs / 325 kg	936 lbs / 425 kg	-	1058 lbs / 480 kg
<b>4020 K / K NOVA</b>	1058 lbs / 480 kg	1344 lbs / 610 kg	-	1723 lbs / 782 kg
<b>5020 K / K NOVA</b>	1364 lbs / 619 kg	1688 lbs / 766 kg	-	2026 lbs / 919 kg
<b>6020 K / K NOVA</b>	1499 lbs / 680 kg	1873 lbs / 850 kg	-	2402 lbs / 1090 kg
<b>3030 / NOVA</b>	716 lbs / 325 kg	936 lbs / 425 kg	1146 lbs / 520 kg	1058 lbs / 480 kg
<b>3530 / NOVA</b>	-	-	-	-
<b>4030 K / K NOVA</b>	1058 lbs / 480 kg	1344 lbs / 610 kg	1675 lbs / 760 kg	1723 lbs / 782 kg
<b>4030 T / T NOVA</b>	-	1344 lbs / 610 kg	1675 lbs / 760 kg	-
<b>5030 K / K NOVA</b>	1364 lbs / 619 kg	1688 lbs / 766 kg	1940 lbs / 880 kg	2026 lbs / 919 kg
<b>5030 T / T NOVA</b>	-	1688 lbs / 766 kg	1940 lbs / 880 kg	-
<b>6030 T / T NOVA</b>	-	1873 lbs / 850 kg	2292 lbs / 1040 kg	-

The ideal roller for working on dry, non-sticking soil. The roller is equipped with eight strong bars to provide the best packing effect.

The double bar cage roller is available with two different diameter rollers. The pendular function ensures optimal crumbling and adjustment to the contours of the ground.

For dry, heavy soil. Enhanced crumbling and reconsolidation thanks to wedge-section rings. Knives break up clods and clean the spaces between the rings. The corrugated consolidation effect absorbs water better.

Knife-packer roller inch / m	Rubber-packer roller inch / m	Suspended Rotopack inch / m
21.65" / 550 mm	23.22' / 590 mm	10.62" / 8.64" / 270 / 215 mm
		
■	■	■
■	■	■
■	■	■
■	■	■
■	■	■
■	■	■
1102 lbs / 500 kg	1113 lbs / 505 kg	–
1311 lbs / 595 kg	1234 lbs / 560 kg	881 lbs / 400 kg
1807 lbs / 820 kg	–	–
2226 lbs / 1010 kg	2204 lbs / 1000 kg	–
2623 lbs / 1190 kg	2469 lbs / 1120 kg	–
1311 lbs / 595 kg	1234 lbs / 560 kg	881 lbs / 400 kg
1565 lbs / 710 kg	–	–
1807 lbs / 820 kg	–	–
1807 lbs / 820 kg	–	–
2226 lbs / 1010 kg	2204 lbs / 1000 kg	–
2226 lbs / 1010 kg	2204 lbs / 1000 kg	–
2623 lbs / 190 kg	2469 lbs / 1120 kg	–

There are eight rings closed on each side per metre of working width. The roller leaves corrugated stripes, promoting water absorption and soil respiration. The ideal roller for stony and damp soil or with large quantities of organic matter.

The perfect roller for widely varied soil conditions. Designed especially for operation with trailed implements where the load-bearing capacity of other rollers is near the limit. The special profile enables reconsolidation in strips.

Rotopack rollers mix particularly intensively – for light to heavy, non-sticky soils. Harvest residues remain on the surface of the soil and protect your soil against drying out.

# Technical data

	Mounting	Working width	Transport width	tine	Line distance
<b>SYNKRO 1020 range</b>					
<b>SYNKRO 2520</b>	Cat. 2 / 2	8,20' / 2.5 m	8,20' / 2.5 m	6	17.71" / 45 cm
<b>SYNKRO 3020</b>	Cat. 2 / 2	9.84' / 3.0 m	9.84' / 3.0 m	7	17.71" / 45 cm
<b>SYNKRO 4020 K</b>	Cat. 3 / 3	13.12' / 4.0 m	9.84' / 3.0 m	9	16.92" / 43 cm
<b>SYNKRO 5020 K</b>	Cat. 3 / 3	16.40' / 5.0 m	9.84' / 3.0 m	11	16.92" / 43 cm
<b>SYNKRO 6020 K</b>	Cat. 3 / 3	19.68' / 6.0 m	9.84' / 3.0 m	13	16.92" / 43 cm
<b>SYNKRO 1030 range</b>					
<b>SYNKRO 3030</b>	Cat. 2 / 2	9.84' / 3.0 m	9.84' / 3.0 m	11	10.62" / 27 cm
<b>SYNKRO 3530</b>	Cat. 2 / 2	11.48' / 3.5 m	11.48' / 3.5 m	12	10.62" / 27 cm
<b>SYNKRO 4030 K</b>	Cat. 3 / 2 / 3	13.12' / 4.0 m	9.84' / 3.0 m	14	10.62" / 27 cm
<b>SYNKRO 4030 T</b>	Cat. 3 / 2 / 3	13.12' / 4.0 m	9.84' / 3.0 m	14	10.62" / 27 cm
<b>SYNKRO 5030 K</b>	Cat. 3 / 2 / 3	16.40' / 5.0 m	9.84' / 3.0 m	18	10.62" / 27 cm
<b>SYNKRO 5030 T</b>	Cat. 3 / 2 / 3	16.40' / 5.0 m	9.84' / 3.0 m	18	10.62" / 27 cm
<b>SYNKRO 6030 T</b>	Cat. 3 / 2 / 3	19.68' / 6.0 m	9.84' / 3.0 m	22	10.62" / 27 cm

Weights	Basic weight	Cage roller 540 mm	Cage roller 660 mm	Double bar cage roller 540 / 420 mm
<b>SYNKRO 1020 range</b>				
<b>SYNKRO 2520 / NOVA</b>	881 lbs / 685 kg	2127 lbs / 965 kg	-	-
<b>SYNKRO 3020 / NOVA</b>	1774 lbs / 805 kg	2491 lbs / 1130 kg	2711 lbs / 1230 kg	-
<b>SYNKRO 4020 K / NOVA</b>	3042 lbs / 380 kg	4100 lbs / 1860 kg	4387 lbs / 1990 kg	-
<b>SYNKRO 5020 K / NOVA</b>	3769 lbs / 1710 kg	5134 lbs / 2329 kg	5458 lbs / 2476 kg	-
<b>SYNKRO 6020 K / NOVA</b>	4475 lbs / 2030 kg	5974 lbs / 2710 kg	6349 lbs / 2880 kg	-
<b>SYNKRO 1030 range</b>				
<b>SYNKRO 3030 / NOVA</b>	2191 lbs / 994 kg	2907 lbs / 1319 kg	3128 lbs / 1419 kg	3337 lbs / 1514 kg
<b>SYNKRO 3530 / NOVA</b>	2455 lbs / 1114 kg	-	-	-
<b>SYNKRO 4030 K / NOVA</b>	3862 lbs / 1752 kg	4920 lbs / 2232 kg	5207 lbs / 2362 kg	5537 lbs / 2512 kg
<b>SYNKRO 4030 T / NOVA</b>	6135 lbs / 2783 kg	-	7480 lbs / 3393 kg	7810 lbs / 3543 kg
<b>SYNKRO 5030 K / NOVA</b>	5335 lbs / 2420 kg	6699 lbs / 3039 kg	7023 lbs / 3186 kg	7275 lbs / 3300 kg
<b>SYNKRO 5030 T / NOVA</b>	7608 lbs / 3451 kg	-	9296 lbs / 4217 kg	9548 lbs / 4331 kg
<b>SYNKRO 6030 T / NOVA</b>	8088 lbs / 3669 kg	-	9962 lbs / 4519 kg	10381 lbs / 4709 kg

Levelling discs	Frame tubes	Gang spacing	Underbeam clearance	Minimum power requirement kW/hp
5	100 x 100 mm	29.52" / 75 cm	31.49" / 80 cm	51 / 70
6	100 x 100 mm	29.52" / 75 cm	31.49" / 80 cm	66 / 90
8	100 x 100 mm	29.52" / 75 cm	31.49" / 80 cm	88 / 120
10	100 x 100 mm	29.52" / 75 cm	31.49" / 80 cm	110 / 150
12	100 x 100 mm	29.52" / 75 cm	31.49" / 80 cm	129 / 175
6	100 x 100 mm	29.52" / 75 cm	33.46" / 85 cm	80 / 110
7	100 x 100 mm	29.52" / 75 cm	33.46" / 85 cm	96 / 130
8	100 x 100 mm	29.52" / 75 cm	33.46" / 85 cm	110 / 150
8	100 x 100 mm	29.52" / 75 cm	33.46" / 85 cm	110 / 150
11	100 x 100 mm	29.52" / 75 cm	33.46" / 85 cm	132 / 180
11	100 x 100 mm	29.52" / 75 cm	33.46" / 85 cm	132 / 180
13	100 x 100 mm	29.52" / 75 cm	33.46" / 85 cm	155 / 210

All data for information only, equipment may vary from country to country.

Cutting ring rotor 600 mm	Cutting packer roller 550 mm	Rubber packer roller 590 mm	Rotopack 270 / 215 mm	Basic weight SYNKRO NOVA
2524 lbs / 1145 kg	2612 lbs / 1185 kg	2623 lbs / 1190 kg	-	1973 lbs / 895 kg
28232 lbs / 1285 kg	3086 lbs / 1400 kg	3009 lbs / 1365 kg	2656 lbs / 1205 kg	2314 lbs / 1050 kg
4766 lbs / 2162 kg	4850 lbs / 2200 kg	-	-	3736 lbs / 1695 kg
5795 lbs / 2629 kg	5996 lbs / 2720 kg	5974 lbs / 2710 kg	-	4618 lbs / 2095 kg
6878 lbs / 3120 kg	7098 lbs / 3220 kg	6944 lbs / 3150 kg	-	5478 lbs / 2485 kg
3249 lbs / 1474 kg	3503 lbs / 1589 kg	3403 lbs / 1554 kg	3073 lbs / 1394 kg	3040 lbs / 1379 kg
-	4021 lbs / 1824 kg	-	-	3381 lbs / 1534 kg
5586 lbs / 2534 kg	5670 lbs / 2572 kg	-	-	4942 lbs / 2242 kg
-	7943 lbs / 3603 kg	-	-	7215 lbs / 3273 kg
7361 lbs / 3339 kg	7539 lbs / 3420 kg	7561 lbs / 3430 kg	-	6723 lbs / 3050 kg
-	9834 lbs / 4461 kg	9812 lbs / 4451 kg	-	8996 lbs / 4081 kg
-	10712 lbs / 4859 kg	10557 lbs / 4789 kg	-	9786 lbs / 4439 kg

All data for information only, equipment may vary from country to country.

# Standard & Optional Equipment

	Bar point with goose foot share	Double-diamond with spread-wing	Edging disc left/right	Support wheels 23/10.5-12
SYNKRO 2520	■	□	□	□
SYNKRO 3020	■	□	□	□
SYNKRO 4020 K	■	□	□	□
SYNKRO 5020 K	■	□	□	□
SYNKRO 6020 K	■	□	□	□



	Bar point with goose foot share	Double-diamond with spread-wing	PTA chisel point with goosefeet and guide plate	PTA chisel point with armoured goosefeet and guide plate
SYNKRO 3030	■	□	□	□
SYNKRO 3530	■	□	□	□
SYNKRO 4030 K	■	□	□	□
SYNKRO 4030 T	■	□	□	□
SYNKRO 5030 K	■	□	□	□
SYNKRO 5030 T	■	□	□	□
SYNKRO 6030 T	■	□	□	□



### More equipment options for SYNKRO 1030:

- Quick-change flat share
- Quick-change narrow share

### More equipment options for SYNKRO 1030 T:

- Telescopic drawbar with Cat. 2 / 3 lower linkage lugs
- Telescopic drawbar with Cat. 4 lower linkage lugs
- Telescopic drawbar with towing eye extension
- Hydraulic cylinder for raising/lowering drawbar
- Tyres 550/45-22.5

Edging disc left/right	Support wheels 23/10.5-12	Tine protection	Warning signs with Lighting
<input type="checkbox"/>	<input type="checkbox"/>	<input type="checkbox"/>	<input type="checkbox"/>
<input type="checkbox"/>	<input type="checkbox"/>	<input type="checkbox"/>	<input type="checkbox"/>
<input type="checkbox"/>	<input type="checkbox"/>	<input type="checkbox"/>	<input type="checkbox"/>
<input type="checkbox"/>	<input type="checkbox"/>	<input type="checkbox"/>	<input type="checkbox"/>
<input type="checkbox"/>	<input type="checkbox"/>	<input type="checkbox"/>	<input type="checkbox"/>



Edging disc left/right	Support wheels 13/45-16	Tine protection	Brakes air / hydraulic	Warning signs with Lighting
<input type="checkbox"/>	-	<input type="checkbox"/>	-	<input type="checkbox"/>
<input type="checkbox"/>	-	<input type="checkbox"/>	-	<input type="checkbox"/>
<input type="checkbox"/>	<input type="checkbox"/>	<input type="checkbox"/>	-	<input type="checkbox"/>
<input type="checkbox"/>	<input type="checkbox"/>	<input type="checkbox"/>	<input type="checkbox"/>	■
<input type="checkbox"/>	<input type="checkbox"/>	<input type="checkbox"/>	-	<input type="checkbox"/>
<input type="checkbox"/>	<input type="checkbox"/>	<input type="checkbox"/>	<input type="checkbox"/>	■
<input type="checkbox"/>	<input type="checkbox"/>	<input type="checkbox"/>	<input type="checkbox"/>	■



All information is provided without obligation. Fittings can vary from country to country.

## DRILLBOX

Catch crop seed drill for  
SYNKRO 2520, 3020 and 3030

- Working widths: 8.20' / 2.50 m and 9.84' / 3.0 m
- For all crop types and mixtures.
- Coarse adjustment with a lever, fine adjustment with a hand wheel.
- Scattering plates for even distribution.
- Optional agitating shaft for seed mixtures.
- Driven by land wheel.
- Catchment tray for calibration.





## We are where you are.

We offer our customers the best developed network of sales and service partners worldwide. Being local means that we can quickly supply our customers with spare parts and that our skilled personnel can optimally deliver and install the machinery.

### Our services include:

- Original Inside Parts 24-hour ordering service online.
- Long-term stock availability of spare parts.
- Expertise through regular training – for professional personnel.
- and much more...

Find out more from your PÖTTINGER partner, or visit [www.poettinger.at](http://www.poettinger.at)

**Alois PÖTTINGER  
Maschinenfabrik GmbH**  
Industriegelände 1  
4710 Grieskirchen  
Austria  
Phone +43 7248 600-0  
Fax +43 7248 600-2511  
[info@poettinger.at](mailto:info@poettinger.at)  
[www.poettinger.at](http://www.poettinger.at)

**Alois PÖTTINGER UK Ltd.**  
15 St Marks Road, Corby  
Northamptonshire, NN18 8AN  
United Kingdom  
Phone +44 844 561 0644  
[info.uk@pottingeruk.co.uk](mailto:info.uk@pottingeruk.co.uk)  
[www.pottingeruk.co.uk](http://www.pottingeruk.co.uk)

**POETTINGER Canada Inc.**  
650, Route 112  
St-Cesaire, PQ J0L 1T0  
Canada  
Phone +1 450 469 5594  
Fax +1 866 417 1683  
[sales.canada@poettinger.ca](mailto:sales.canada@poettinger.ca)  
[www.poettinger.ca](http://www.poettinger.ca)

**POETTINGER US, Inc.**  
393 Pilot Drive  
Valparaiso, IN 46383  
USA  
Phone +1 219 510-5534  
Fax +1 219 707-5412  
[sales.us@poettinger.us](mailto:sales.us@poettinger.us)  
[www.poettinger.us](http://www.poettinger.us)

**POETTINGER Australia PTY LTD**  
15 Fordson Road  
Campbellfield, VIC 3061  
Australia  
Phone +61 3 9359 2969  
[sales.au@poettinger.com.au](mailto:sales.au@poettinger.com.au)  
[www.poettinger.com.au](http://www.poettinger.com.au)

**POETTINGER Ireland Ltd.**  
Industrial Estate  
Cashel Rd., Clonmel, Co. Tipperary  
Ireland  
Phone +353 52 6125766  
[info.ie@poettinger.at](mailto:info.ie@poettinger.at)  
[www.poettinger.ie](http://www.poettinger.ie)

**Importer for New Zealand:  
Origin Agroup**  
PO Box 673, 57 Hautapu Road  
Cambridge  
New Zealand  
Phone +64 7 823 7582  
[info@originagroup.co.nz](mailto:info@originagroup.co.nz)  
[www.originagroup.co.nz](http://www.originagroup.co.nz)

**Importer for South Africa:  
VALTRAC**  
Cnr. Water & Buiten Street  
9585 Parys  
South Africa  
Phone +27 56 817 7338 7308  
[wynn@valtrac.co.za](mailto:wynn@valtrac.co.za)  
[www.valtrac.co.za](http://www.valtrac.co.za)

**PÖTTINGER**